

**ASSESSED VALUATION
OF
OKLAHOMA COUNTY
FOR YEAR 2013**



ASSESSED VALUATION OF OKLAHOMA COUNTY FOR YEAR 2013

SCHOOL DISTRICTS	PERSONAL	PUBLIC SERVICE	REAL ESTATE	TOTAL VALUE	HOMESTEAD EXEMPTION	*VETERAN EXEMPTION	NET VALUE
PUTNAM CITY #1 LESS TIF	132,971,398	25,014,851	782,132,273	940,118,522	21,843,000	5,027,734	913,247,788
LUTHER #3	2,327,044	36,872,037	18,698,402	57,897,483	785,570	227,923	56,883,990
LUTHER #3 - I89	110,181	2,987,363	9,017,624	12,115,168	151,000	135,345	11,828,823
SUBTOTAL LUTHER #3	2,437,225	39,859,400	27,716,026	70,012,651	936,570	363,268	68,712,813
CHOCTAW #4 LESS TIF	4,444,800	7,997,002	184,236,364	196,678,166	6,692,416	4,980,665	185,005,085
DEER CREEK #6	13,423,202	9,517,656	239,327,305	262,268,163	3,299,000	823,298	258,145,865
HARRAH #7 LESS TIF	3,816,415	20,979,060	45,081,148	69,876,623	1,847,981	1,030,140	66,998,502
JONES #9	2,942,443	2,499,464	30,122,840	35,564,747	1,252,718	354,619	33,957,410
EDMOND #12	123,127,145	26,693,018	1,316,165,558	1,465,985,721	23,203,000	6,263,961	1,436,518,760
EDMOND #12 - I89	917,504	1,255,471	45,882,141	48,055,116	582,645	255,799	47,216,672
SUBTOTAL EDMOND #12	124,044,649	27,948,489	1,362,047,699	1,514,040,837	23,785,645	6,519,760	1,483,735,432
OAKDALE #29	8,504,810	1,501,460	68,540,945	78,547,215	638,000	205,942	77,703,273
MILLWOOD #37	14,309,842	1,379,381	25,693,230	41,382,453	878,676	389,551	40,114,226
WESTERN HEIGHTS #41	151,208,774	20,692,499	138,089,107	309,990,380	1,896,503	219,182	307,874,695
MID-DEL #52 LESS TIF	89,671,851	20,610,014	385,518,197	495,800,062	13,825,260	7,939,863	474,034,939
CROOKED OAK #53	28,680,324	8,578,117	19,216,875	56,475,316	291,997	12,048	56,171,271
CRUTCHO #74	7,163,615	2,933,859	5,572,697	15,670,171	147,113	32,328	15,490,730
BETHANY #88	800,248	703,732	12,477,996	13,981,976	425,000	62,077	13,494,899
OKLAHOMA CITY #89 LESS TIF	312,941,624	143,860,167	1,481,600,479	1,938,402,270	42,055,885	7,175,836	1,889,170,549
McLOUD #1	143,066	1,124,056	6,809,336	8,076,458	289,942	81,207	7,705,309
MOORE #2	7,626,163	3,811,135	67,535,751	78,973,049	2,042,000	1,041,715	75,889,334
PIEDMONT #22	187,064	1,135,612	29,381,835	30,704,511	734,000	467,281	29,503,230
MUSTANG #69	146,698	554,493	14,557,143	15,258,334	425,000	106,558	14,726,776
TOTAL SCHOOL DISTRICTS	905,464,211	340,700,447	4,925,657,246	6,171,821,904	123,306,706	36,833,072	6,011,682,126
SCHOOL INCREMENT							
OKC #89 TIF 1 INCREMENT	14,103,997	0	10,908,697	25,012,694	0	0	25,012,694
OKC #89 TIF 2 INCREMENT	15,613,227	0	65,643,147	81,256,374	41,269	0	81,215,105
OKC #89 TIF 4 INCREMENT	347,663	0	2,733,629	3,081,292	1,395	0	3,079,897
OKC #89 LAS ROSAS TIF 6 INCREMENT	0	0	395,552	395,552	31,000	0	364,552
OKC #89 OU HEALTH TIF 7 INCREMENT	31,858	0	(152,848)	(120,990)	44,140	3,807	(168,937)
OKC #89 DEVON TIF 8 INCREMENT	30,418,844	0	53,563,592	83,982,436	0	0	83,982,436
OKC #89 VILLAGE TIF 1 INCREMENT	177,755	0	1,965,196	2,142,951	16,000	0	2,126,951
PUTNAM CITY #1 TIF 4 INCREMENT	707,263	0	3,820,872	4,528,135	(2,000)	0	4,530,135
MID-DEL #52 TIF 1 INCREMENT	9,485,952	0	612,451	10,098,403	0	0	10,098,403
CHOCTAW #4 TIF 1 INCREMENT	431,670	0	168,610	600,280	21,000	0	579,280
HARRAH #7 TIF 1 INCREMENT	10	0	955,155	955,165	13,000	0	942,165
TOTAL TIF INCREMENTS	71,318,239	0	140,614,053	211,932,292	165,804	3,807	211,762,681
TOTAL ASSESSED VALUE	976,782,450	340,700,447	5,066,271,299	6,299,771,760	123,472,510	36,836,879	6,223,444,807

ASSESSED VALUATION OF OKLAHOMA COUNTY FOR YEAR 2013

SPECIAL DISTRICTS	PERSONAL	PUBLIC SERVICE	REAL ESTATE	TOTAL VALUE	HOMESTEAD EXEMPTION	*VETERAN EXEMPTION	NET VALUE
GORDON COOPER TECH CTR #5	143,066	1,124,056	6,809,336	8,076,458	289,942	81,207	7,705,309
CANADIAN VALLEY TECH CTR #6	1,134,010	2,393,837	56,416,974	59,944,821	1,584,000	635,916	57,724,905
MOORE NORMAN TECH CTR #17	1,340,504	1,001,763	22,333,329	24,675,596	703,000	596,634	23,375,962
FRANCIS TUTTLE TECH CTR #21 LESS TIF	319,579,346	67,373,239	2,456,022,777	2,842,975,362	50,438,321	12,827,330	2,779,709,711
METRO TECH CTR #22 LESS TIF	221,842,640	109,595,189	1,153,947,375	1,485,385,204	28,228,369	5,204,333	1,451,952,502
EASTERN OK CO TECH CTR #23 LESS TIF's	13,275,628	70,004,239	227,839,843	311,119,710	8,710,685	4,980,794	297,428,231
ROSE STATE COLLEGE LESS TIF	100,616,953	26,553,298	484,788,619	611,958,870	17,611,026	10,292,231	584,055,613
OKLA. CITY COMM COLLEGE LESS TIF	238,367,053	60,622,483	448,065,550	747,055,086	15,078,363	1,990,837	729,985,886
NO SPECIAL DISTRICT	9,165,011	2,032,343	69,433,443	80,630,797	663,000	223,790	79,744,007
TOTAL SPECIAL DISTRICTS	905,464,211	340,700,447	4,925,657,246	6,171,821,904	123,306,706	36,833,072	6,011,682,126
SPECIAL DISTRICT INCREMENT							
METRO TECH #22 TIF 1 INCREMENT	14,103,997	0	10,908,697	25,012,694	0	0	25,012,694
METRO TECH #22 TIF 2 INCREMENT	15,613,227	0	65,643,147	81,256,374	41,269	0	81,215,105
METRO TECH #22 TIF 4 INCREMENT	456	0	10,723	11,179	(605)	0	11,784
METRO TECH #22 TIF 7 INCREMENT	31,858	0	(152,848)	(120,990)	44,140	3,807	(168,937)
METRO TECH #22 DEVON TIF 8 INCREMENT	30,418,844	0	53,563,592	83,982,436	0	0	83,982,436
METRO TECH #22 VILLAGE TIF 1 INCREMENT	177,755	0	1,965,196	2,142,951	16,000	0	2,126,951
FRANCIS TUTTLE #21 TIF 4 INCREMENT	707,263	0	3,820,872	4,528,135	(2,000)	0	4,530,135
OKC COMM COLLEGE TIF 4 INCREMENT	347,207	0	2,722,906	3,070,113	2,000	0	3,068,113
OKC COMM COLLEGE LAS ROSASA TIF 6 INCREMENT	0	0	395,552	395,552	31,000	0	364,552
ROSE STATE TIF 1 INCREMENT	9,485,952	0	612,451	10,098,403	0	0	10,098,403
EASTERN OK CO TECH CTR #23 TIFs 1 INCREMENT	431,680	0	1,123,765	1,555,445	34,000	0	1,521,445
TOTAL TIF INCREMENTS	71,318,239	0	140,614,053	211,932,292	165,804	3,807	211,762,681
TOTAL ASSESSED VALUE	976,782,450	340,700,447	5,066,271,299	6,383,754,196	123,472,510	36,836,879	6,223,444,807

ASSESSED VALUATION OF OKLAHOMA COUNTY FOR YEAR 2013

CITIES	PERSONAL	PUBLIC SERVICE	REAL ESTATE	TOTAL VALUE	HOMESTEAD EXEMPTION	*VETERAN EXEMPTION	NET VALUE
BETHANY	4,849,288	3,347,564	81,872,514	90,069,366	3,662,000	567,577	85,839,789
CHOCTAW LESS TIF	1,692,325	3,303,844	71,100,224	76,096,393	2,605,336	1,672,456	71,818,601
DEL CITY	15,934,037	4,164,442	82,854,287	102,952,766	4,224,946	1,438,658	97,289,162
EDMOND	57,802,242	15,554,753	799,772,982	873,129,977	15,431,000	3,517,990	854,180,987
FOREST PARK	636,110	250,859	9,352,274	10,239,243	327,000	337,330	9,574,913
HARRAH LESS TIF	994,932	1,553,450	25,772,884	28,321,266	1,018,529	683,506	26,619,231
JONES	571,908	672,880	10,658,843	11,903,631	508,780	142,458	11,252,393
LAKE ALUMA	66	1,006	2,513,162	2,514,234	29,000	0	2,485,234
LUTHER	1,464,216	35,467,554	5,393,554	42,325,324	219,765	67,207	42,038,352
MIDWEST CITY LESS TIF	28,917,523	11,834,175	263,908,805	304,660,503	9,871,185	5,415,089	289,374,229
NICHOLS HILLS	1,655,979	1,212,225	118,937,793	121,805,997	1,072,000	340,217	120,393,780
NICOMA PARK	1,130,862	826,353	9,301,006	11,258,221	510,274	229,132	10,518,815
OKLAHOMA CITY LESS TIF	756,600,215	225,721,627	3,162,266,977	4,144,588,819	74,730,124	19,533,506	4,050,325,189
SMITH VILLAGE	989	112,210	229,405	342,604	17,000	15,671	309,933
SPENCER	827,184	735,686	12,757,851	14,320,721	841,887	342,210	13,136,624
THE VILLAGE LESS TIF	5,549,119	1,261,450	61,814,247	68,624,816	2,151,000	382,974	66,090,842
VALLEY BROOK	325,557	81,641	1,532,525	1,939,723	109,795	3,836	1,826,092
WARR ACRES	10,962,553	1,483,282	51,251,189	63,697,024	1,904,000	434,986	61,358,038
WOODLAWN PARK	869,406	70,253	1,455,557	2,395,216	50,000	14,483	2,330,733
TOTAL CITIES	890,784,511	307,655,254	4,772,746,079	5,971,185,844	119,283,621	35,139,286	5,816,762,937
TOTAL TOWNSHIPS	14,679,700	33,045,193	152,911,167	200,636,060	4,023,085	1,693,786	194,919,189
TOTAL COUNTY COUNTY INCREMENT	905,464,211	340,700,447	4,925,657,246	6,171,821,904	123,306,706	36,833,072	6,011,682,126
<i>COUNTY OKC TIF 1 INCREMENT</i>	14,103,997	0	10,908,697	25,012,694	0	0	25,012,694
<i>COUNTY OKC TIF 2 INCREMENT</i>	15,613,227	0	65,643,147	81,256,374	41,269	0	81,215,105
<i>COUNTY OKC TIF 4 INCREMENT</i>	1,054,926	0	6,554,501	7,609,427	(605)	0	7,610,032
<i>COUNTY OKC TIF 6 INCREMENT</i>	0	0	395,552	395,552	31,000	0	364,552
<i>COUNTY OKC TIF 7 INCREMENT</i>	31,858	0	(152,848)	(120,990)	44,140	3,807	(168,937)
<i>COUNTY OKC TIF 8 INCREMENT</i>	30,418,844	0	53,563,592	83,982,436	0	0	83,982,436
<i>COUNTY VILLAGE TIF 1 INCREMENT</i>	177,755	0	1,965,196	2,142,951	16,000	0	2,126,951
<i>COUNTY MWC TIF 1 INCREMENT</i>	9,485,952	0	612,451	10,098,403	0	0	10,098,403
<i>COUNTY CHOCTAW TIF 1 INCREMENT</i>	431,670	0	168,610	600,280	21,000	0	579,280
<i>COUNTY HARRAH TIF 1 INCREMENT</i>	10	0	955,155	955,165	13,000	0	942,165
TOTAL TIF INCREMENTS	71,318,239	0	140,614,053	211,932,292	165,804	3,807	211,762,681
TOTAL ASSESSED VALUE	976,782,450	340,700,447	5,066,271,299	6,383,754,196	123,472,510	36,836,879	6,223,444,807

*Exemption on Homesteaded property for veterans classified as 100% disabled by the U.S. Department of Veterans Affairs or for their surviving spouse.


ASSESSED VALUATION OF OKLAHOMA COUNTY FOR YEAR 2013

OKLAHOMA CITY, OKLAHOMA
OKLAHOMA COUNTY
STATE OF OKLAHOMA

Total Valuation of Oklahoma County, CERTIFIED THIS 2nd DAY OF August, 2013.

Leonard Sullivan
LEONARD SULLIVAN, COUNTY ASSESSOR
OKLAHOMA COUNTY, OKLAHOMA

SUBSCRIBED AND SWORN TO BEFORE ME THIS 5th DAY OF August, 2013



Carolynn Caudill
CAROLYNN CAUDIÉL, COUNTY CLERK
OKLAHOMA COUNTY, OKLAHOMA



LEONARD SULLIVAN

OKLAHOMA COUNTY ASSESSOR

320 ROBERT S. KERR, #313 • OKLAHOMA CITY, OKLAHOMA 73102
(405) 713-1200 FAX (405) 713-1853 www.oklahomacounty.org/assessor

August 2, 2013

The Honorable Carolynn Caudill
Oklahoma County Clerk
County Office Building
320 Robert S. Kerr Avenue
Oklahoma City, OK 73102

This is to inform you on the 2013 Assessment Rolls the Hickory Hills Fire Protection District #1 and the Deer Creek Fire Protection District #2 contain the following:

Hickory Hills Fire District #1

Deer Creek Fire District #2

	<u>ASSESSED VALUATION</u>	<u>ASSESSED VALUATION</u>
REAL ESTATE	8,419,088	63,693,343
PERSONAL	188,724	2,815,184
PUBLIC SERVICE	<u>127,692</u>	<u>4,021,073</u>
TOTAL ASSESSED	8,735,504	70,529,600

I hope you find this information is satisfactory for your requirements.

Respectfully,

LEONARD SULLIVAN
COUNTY ASSESSOR

MISSION STATEMENT

We dedicate ourselves to provide the citizens of Oklahoma County fair, equitable assessments. We will not compromise our integrity for personal gain or accommodation, but will faithfully apply policies and practices with honesty, reliability and respect. We are committed to a quality of service beyond the norm and to diligently safeguard the public trust.



LEONARD SULLIVAN

OKLAHOMA COUNTY ASSESSOR

320 ROBERT S. KERR, #313 • OKLAHOMA CITY, OKLAHOMA 73102
(405) 713-1200 FAX (405) 713-1853 www.oklahomacounty.org/assessor

August 2th, 2013

The Honorable Carolyn Caudill
Oklahoma County Clerk
320 Robert S. Kerr Avenue
Oklahoma City, OK 73102

This is to inform you the certification of the 2013 Assessment Rolls incentive overlap area for Metro Tech #22, Francis Tuttle Tech #21, & Moore/Norman Tech #17 contains the following: (Tax Districts 141,189,300,300TF4D,300TF6D,302,341,353,402,700)

<u>OKC Community College Incentive/Overlap Areas</u>	<u>Personal</u>	<u>Public Service</u>	<u>Net Real Estate</u>	<u>Net Valuation</u>
Metro Tech #22 less TIFs	115,702,875	40,633,474	297,727,870	454,064,219
Francis Tuttle Tech #21	116,378,519	17,179,637	89,850,139	223,408,295
Moore/Norman Tech #17	6,285,659	2,809,372	43,418,341	52,513,372
<u>TOTAL OKC Comm College</u>	<u>238,367,053</u>	<u>60,622,483</u>	<u>430,996,350</u>	<u>729,985,886</u>

TIF Valuations - OKC OCC

Dell TIF #4	347,207	0	2,720,906	3,068,113
Los Rosas TIF #6	0	0	364,552	364,552

I hope you find this information satisfactory for your requirements.

Respectfully,

LEONARD SULLIVAN
COUNTY ASSESSOR

MISSION STATEMENT

We dedicate ourselves to provide the citizens of Oklahoma County fair, equitable assessments. We will not compromise our integrity for personal gain or accommodation, but will faithfully apply policies and practices with honesty, reliability and respect. We are committed to a quality of service beyond the norm and to diligently safeguard the public trust.



OKLAHOMA TAX COMMISSION AD VALOREM DIVISION



BULLETIN

DATE: May 14, 2013 **Number:** 13-13
RE: ABSTRACT AND HOMESTEAD EXEMPTION FORMS

TO ALL COUNTY ASSESSORS:

Section 2867 of Title 68 of the Oklahoma Statutes governs the transmittal of the Annual Abstract of Valuation and Assessment to this office. It is due no later than June 15 or the first working day thereafter. If you have not transmitted the completed form to us by June 15, unless delayed by court action or other causes beyond your control, the division is required to notify the chairman of your Board of County Commissioners and your county clerk of such failure. The statutes provide that neither the assessor nor any of your deputies shall receive any remuneration, compensation or salary for June and each succeeding month thereafter until the abstract is transmitted to the Tax Commission. **To ensure certification of your abstract at the State Board of Equalization meeting, your abstract must be in our office no later than 4:00 p.m. on June 12th.**

We have had problems with mail delivery in the past, so please consider either hand delivering your abstract, using registered or certified mail, or sending by an overnight service. **To ensure your forms come to the correct division, please use one of the following addresses:**

Mailing address: Oklahoma Tax Commission
Ad Valorem Division
P. O. Box 269060
Oklahoma City, OK 73126-9060

Physical address: Oklahoma Tax Commission
Ad Valorem Division
3700 North Classen Blvd., Suite 200
Oklahoma City, OK 73118

All lines on the form must be completed. **If there is no value for a particular line, a "0" must be entered on that line. The County Assessor must sign and date the form in the provided area.**


Section 2899 of Title 68 of the Oklahoma Statutes governs the transmittal of the Annual Report of Homestead Exemption (Form 923) to this office. This form can be found on the Oklahoma Tax Commission website, if needed. It is due to be transmitted on or before June 15. Please indicate the number, amount and totals of the base and double homesteads for each school district in the

appropriate sections. The totals of these 8 columns are to be entered in the blocks with the corresponding numbers in the upper portion of the form. This form must be signed and dated by the County Assessor.

These forms should be completed legibly in ink or typed, unless you are using an approved computerized form. Please do not send photocopies. If you need assistance or have questions, contact Teresa Wood or Teresa Strawther at (405) 319-8200.

Sincerely,

OKLAHOMA TAX COMMISSION

A handwritten signature in black ink that reads "Jeff Spelman". The signature is written in a cursive style with a large, stylized "J" and "S".

Jeff Spelman, CAE, Director
Ad Valorem Tax Division

JS: tw

Enclosure

ANNUAL ABSTRACT OF VALUATION AND ASSESSMENT FOR OKLAHOMA COUNTY, 2013

PERSONAL PROPERTY

	Count	FAIR CASH VALUATION	Fractional Assessment % Applied	GROSS ASSESSED VALUATION
1. Manufacturing and Processing (Other than Oil and Gas)		\$406,486,990	0.137500 %	\$55,891,986
2. Refineries, Gasoline Plants, Gathering, and Compression		\$10,394,481		\$1,429,241
3. Other Oil, Gas, and Mining Property		\$276,064,302		\$37,958,853
4. Business Inventories (Gross)		\$3,786,729,077		\$524,210,795
5. Business Furniture, Fixtures, and Equipment		\$3,571,127,015		\$491,030,634
6. Mfg. Homes on Land Owned by Others (# 5,376)		\$52,357,978		\$7,196,634
7. Imps on Leased Land and Leasehold Improvements		\$305,214,794		\$41,967,054
8. Livestock and Animals		0		0
9. Farm Tractors and Equipment		\$18,513,021		\$2,545,593
10. Household Equipment and Other Personal Property		\$0		\$0
11. Total Personal Property Valuation		\$8,426,887,658		\$1,162,230,790
12. Less Freeport Exemption (# 279)		-\$1,414,106,339		-\$197,974,887
13. Net Personal Valuation		\$7,012,781,319		\$964,255,903
14. Valuation Penalty				+\$12,837,759
15. Less Veteran Exemption (# 300)				-\$82,452
16. Less Head-of-Household Exemption (# 788)				-\$70,089
17. Less Manufactured Homes on Leased Land Additional Exemption (# 129)				-\$158,671
18. Net Assessed Locally, Valued Personal Property Subject to Tax				\$976,782,450

REAL PROPERTY

Manufactured Homes
Disabled Veterans Exemptions

TAXABLE FAIR CASH VALUATION	NUMBER	GROSS ASSESSED VALUATION
\$39,712,871	3,354	\$4,368,416
\$334,902,286	2,594	\$36,836,879

	Taxable Fair Cash Valuation		Fractional Assessment % Applied	Gross Assessed Valuation	
	Real Estate	Improvements		Real Estate	Improvements
19. Residential Urban	\$6,532,834,395	\$23,862,894,875	0.110000	\$718,505,896	\$2,624,802,490
20. Residential Rural	\$274,716,702	\$873,832,088		\$30,215,226	\$96,118,383
21. Commercial/Industrial Urban	\$3,030,922,964	\$11,167,896,666		\$333,393,519	\$1,228,461,102
22. Commercial/Industrial Rural	\$21,948,405	\$47,192,862		\$2,414,223	\$5,191,129
23. Agricultural Urban	\$10,387,161	\$64,138,718		\$1,142,105	\$7,055,020
24. Agricultural Rural	\$37,588,399	\$134,899,792		\$4,133,710	\$14,838,496
25. SubTotal Real Estate and Improvements (Lines 19 through 24)		\$46,059,253,027			\$5,066,271,299
26. Less Homestead Exemptions (# 116,508)					-\$116,426,944
27. Less Additional Homestead Exemptions (# 7,632)				-\$7,045,566	
28. Less Disabled Veterans Exemption (# 2,594)				-\$36,836,879	
29. Net Assessed Locally Valued Real Property Subject To Tax				\$4,905,961,910	
30. TOTAL NET ASSESSED LOCALLY VALUED PROPERTY SUBJECT TO TAX (Line 18 + Line 29 = Line 30)				\$5,882,744,360	

ABSTRACT PERSONAL PROPERTY DEFINITIONS

1. **Manufacturing and Processing:** Personal property used in traditional manufacturing industries. Oil and Gas production, petroleum processing or mining assets should be included in line 2 or line 3.
2. **Refineries, Gasoline Plants, Gathering and Compression:** Hydrocarbon industry related property used specifically in the gathering and/or compression of product, refining or the development of a finished product for consumption by an end user.
3. **Other Oil, Gas and Mining Property:** All other hydrocarbon industry related personal property not included in lines 1 or 2. Includes tank farms and other such storage facilities and related equipment. Also includes any personal property used in mining of other minerals.
4. **Business Inventories (gross):** Would be inclusive of Freeport inventory, defined as that property carried as product for the consumer and inclusive of any percentage completed of work in progress.
5. **Business Furniture, Fixtures and Equipment:** Property used by the business in everyday operations. Should include all other operational property not reported on line items 1 through 4.
6. **Manufactured Homes on Land owned by others.**
7. **Improvements on Leased Land and Leasehold Improvements:** Capital improvements on property owned by others.
8. **Livestock and Animals:** All types.
9. **Farm Tractors and Equipment:** All types of farm tractors and related equipment.
10. **Household Equipment and Other Personal Property:** All household personal property, zero if abolished (Article 10, Section 8a. Oklahoma Constitution).

NOTICE: ANY INQUIRIES REGARDING THIS FORM SHOULD BE MADE TO THE OKLAHOMA TAX COMMISSION.

I do hereby certify that this abstract is a true and correct statement of all property valued and assessed for taxation as fixed by the County Board of Equalization and shown by the records in my office this 10th day of June, 20 13.

Leonie Hill County Assessor

Oklahoma County, Oklahoma

I do hereby certify that this abstract is a true and correct statement of all property valued and assessed for taxation as fixed by the State Board of Equalization and subscribe my name and affix the seal of my office this 18 day of June, 20 13.

(Seal)

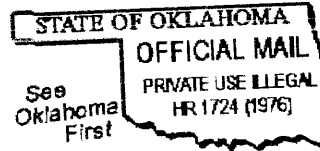
Gary A. Jones State Auditor and Inspector

RECEIVED
JUN 10 2013
OKLAHOMA TAX COMMISSION
AD VALOREM DIV



STATE BOARD OF EQUALIZATION
 2300 NORTH LINCOLN BLVD.
 ROOM 100, STATE CAPITOL
 OKLAHOMA CITY, OK 73105-4801

RETURN
 SERVICE
 REQUESTED



neopostSM
 06/10/2013

FIRST-CLASS MAIL
 AUTO

US POSTAGE \$000.38⁴



ZIP 73111
 041L12202763

Leonard Sullivan Attn: Mike Morrison
 Oklahoma County Assessor
 320 Robt. S. Kerr Ave. #313
 OKC, OK 73102

ERCYN3B 73102



ANNUAL REPORT OF HOMESTEAD EXEMPTION

As fixed by the County Board of Equalization

RECEIVED

JUN 10 2013

State of Oklahoma, Oklahoma County

OKLAHOMA TAX COMMISSION

I, the undersigned County Assessor, do hereby certify that the following is a true and correct report of all the Homesteads exempt from taxation in the county of Oklahoma, for the year 2013. As fixed by the County Board of Equalization and shown by the records in my office.

Classification of Homesteads	Number of Homesteads	Number of Acres or Lots Allowed Exemption	Assessed Valuation of Homesteads before Exemption	Amount of Exemptions Allowed	Assessed Valuation of Homesteads Less Exemptions Allowed
Rural (Base)	3,839 ⁽¹⁾	28,784 acres		\$ 3,838,040 ⁽²⁾	
Rural (Additional)	136 ⁽³⁾	1,980 lots	\$ 78,668,567	\$ 131,045 ⁽⁴⁾	\$ 74,699,482
Urban (Base)	112,669 ⁽⁵⁾	28,173 acres		\$ 112,588,904 ⁽⁶⁾	
Urban (Additional)	7,496 ⁽⁷⁾	105,645 lots	\$ 1,813,491,040	\$ 6,914,521 ⁽⁸⁾	\$ 1,693,987,615
Total (Base)	116,508	56,957 acres			
Total (Additional)	7,632	107,625 lots	\$ 1,892,159,607	\$ 123,472,510	\$ 1,768,687,097

The number and total assessed valuation of regular and additional homestead exemptions allowed in each school district in the county is as follows:

Rural					Urban				
School District	Number of Base Homestead	Amount of Base Homestead	Number of Additional Homestead	Amount of Additional Homestead	School District	Number of Base Homestead	Amount of Base Homestead	Number of Additional Homestead	Amount of Additional Homestead
Putnam City #1	0	0	0	0	Putnam City #1	20,872	20,872,000	969	969,000
Luther #3	385	384,486	20	19,319	Luther #3	353	352,116	31	29,649
Luther #3 - I89	122	122,000	8	8,000	Luther #3 - I89	20	20,000	1	1,000
Choctaw #4	711	711,000	29	28,144	Choctaw #4	5,732	5,731,234	247	243,038
Deer Creek #6	944	944,000	8	8,000	Deer Creek #6	2,333	2,333,000	14	14,000
Harrah #7	939	938,554	43	41,162	Harrah #7	848	847,689	34	33,576
Jones #9	188	188,000	6	6,000	Jones #9	979	978,461	81	80,257
Edmond #12	242	242,000	1	1,000	Edmond #12	22,585	22,585,000	375	375,000
Edmond #12 - I89	127	127,000	7	5,645	Edmond #12 - I89	444	444,000	6	6,000
Oakdale #29	2	2,000	0	0	Oakdale #29	636	636,000	0	0
Millwood #37	0	0	0	0	Millwood #37	803	803,000	76	75,676
Western Heights #41	4	4,000	0	0	Western Heights #41	1,754	1,753,503	140	139,000
Mid-Del #52	47	47,000	3	3,000	Mid-Del #52	12,841	12,840,478	941	934,782
Crooked Oak #53	0	0	0	0	Crooked Oak #53	262	260,574	55	31,423
Crutcho #74	22	22,000	2	2,000	Crutcho #74	120	117,113	7	6,000
Bethany #88	0	0	0	0	Bethany #88	374	374,000	51	51,000
Oklahoma City #89	71	71,000	7	6,775	Oklahoma City #89	38,375	38,302,736	4,351	3,809,178
McLoud J.D. #1	34	34,000	2	2,000	McLoud J.D. #1	244	244,000	11	9,942
Moore J.D. #2	1	1,000	0	0	Moore J.D. #2	1,952	1,952,000	89	89,000
Piedmont J.D. #22	0	0	0	0	Piedmont J.D. #22	727	727,000	7	7,000
Mustang J.D. #69	0	0	0	0	Mustang J.D. #69	415	415,000	10	10,000
Totals	3,839	\$ 3,838,040	136	\$ 131,045	Totals	112,669	\$112,588,904	7,496	\$ 6,914,521

(1) (2) (3) (4) (5) (6) (7) (8)

In testimony whereof, I hereby subscribe my name this 10th Day of June, 2013.

County Assessor [Signature] Date 10 June 2013 County Oklahoma

County Oklahoma

Rural					Urban				
School District	Number of Base Homestead	Amount of Base Homestead	Number of Additional Homestead	Amount of Additional Homestead	School District	Number of Base Homestead	Amount of Base Homestead	Number of Additional Homestead	Amount of Additional Homestead
		\$		\$			\$		
Totals		\$		\$		\$		\$	
	(1)	(2)	(3)	(4)	(5)	(6)	(7)	(8)	

Disabled Veterans Exemption Only

Pursuant to Article 10, Section 8E, Oklahoma Constitution:

Total Number of Disabled Veteran Exemptions 2,594

Total Gross Assessed Valuation Before Exemption 36,836,879

NOTE: The number of Disabled Veteran Exemptions should not be included in the base homestead amount.



320 Robert S. Kerr, #313
Oklahoma City, Oklahoma 73102

2013 RealWare Homestead By School

School	TXD	Personal	Public Service	Real Estate	Total Valuation	Homestead	Count	Add'l Hmstd	Count	Total Homestead	DAV Exemption	DAV Count	Net Valuation
Putnam City #1													
/ Francis Tuttle Tech Ctr #21	101	23,860	528,768	362,728	915,356	0	0	0	0	0	0	0	915,356
Oklahoma City / Francis Tuttle Tech Ctr #21	501	116,833,614	20,288,716	658,200,654	795,322,984	16,067,000	16,067	578,000	578	16,645,000	4,072,765	261	774,605,219
Oklahoma City / Francis Tuttle Tech Ctr #21	501TF4D	940,188	0	5,288,499	6,228,687	4,000	4	1,000	1	5,000	0	0	6,223,687
Bethany / Francis Tuttle Tech Ctr #21	581	4,049,040	2,643,832	69,394,518	76,087,390	2,989,000	2,989	248,000	248	3,237,000	505,500	46	72,344,890
Warr Acres / Francis Tuttle Tech Ctr #21	601	10,962,553	1,483,282	51,251,189	63,697,024	1,764,000	1,764	140,000	140	1,904,000	434,986	33	61,358,038
Woodlawn Park / Francis Tuttle Tech Ctr #21	701	869,406	70,253	1,455,557	2,395,216	48,000	48	2,000	2	50,000	14,483	1	2,330,733
Vo Tech Total		133,678,661	25,014,851	785,953,145	944,646,657	20,872,000	20,872	969,000	969	21,841,000	5,027,734	341	917,777,923
Luther #3													
/ Eastern Ok Co Tech Ctr #23	103	701,721	1,020,724	7,929,083	9,651,528	266,486	267	13,319	14	279,805	38,639	5	9,333,084
/ Eastern Ok Co Tech Ctr #23	103FD1	81,707	57,538	2,220,904	2,360,149	118,000	118	6,000	6	124,000	42,395	4	2,193,754
Oklahoma City / Eastern Ok Co Tech Ctr #23	203	90,333	332,248	3,614,863	4,037,444	155,000	155	9,000	9	164,000	79,682	7	3,793,762
Luther / Eastern Ok Co Tech Ctr #23	503	1,452,849	35,461,300	4,695,697	41,609,846	191,116	192	20,649	22	211,765	67,207	6	41,330,874
Edmond / Eastern Ok Co Tech Ctr #23	603	434	227	237,855	238,516	6,000	6	0	0	6,000	0	0	232,516
Vo Tech Total		2,327,044	36,872,037	18,698,402	57,897,483	736,602	738	48,968	51	785,570	227,923	22	56,883,990
Luther #3 - I89													
/ Eastern Ok Co Tech Ctr #23	003	69,482	654,307	8,005,248	8,729,037	122,000	122	8,000	8	130,000	135,345	6	8,463,692
Edmond / Eastern Ok Co Tech Ctr #23	403	29,332	2,326,802	314,519	2,670,653	12,000	12	1,000	1	13,000	0	0	2,657,653
Luther / Eastern Ok Co Tech Ctr #23	703	11,367	6,254	697,857	715,478	8,000	8	0	0	8,000	0	0	707,478
Vo Tech Total		110,181	2,987,363	9,017,624	12,115,168	142,000	142	9,000	9	151,000	135,345	6	11,828,823
Choctaw #4													
/ Eastern Ok Co Tech Ctr #23	104	800,120	1,430,749	18,048,276	20,279,145	711,000	711	28,144	29	739,144	543,799	32	18,996,202
Oklahoma City / Eastern Ok Co Tech Ctr #23	204	564,598	1,075,418	22,780,287	24,420,303	679,000	679	22,557	23	701,557	626,911	25	23,091,835
Choctaw / Eastern Ok Co Tech Ctr #23	504	1,044,785	3,130,844	66,562,405	70,738,034	2,395,970	2,396	102,366	104	2,498,336	1,607,028	90	66,632,670
Choctaw / Eastern Ok Co Tech Ctr #23	504TF1D	1,032,228	0	2,816,671	3,848,899	19,000	19	2,000	2	21,000	0	0	3,827,899
Midwest City / Rose State College	604	365,255	1,330,687	59,316,535	61,012,477	1,952,000	1,952	67,000	67	2,019,000	1,747,898	93	57,245,579
Harrah / Eastern Ok Co Tech Ctr #23	704	63,839	332,323	6,366,710	6,762,872	275,264	276	11,000	12	286,264	225,897	16	6,250,711
Nicoma Park / Eastern Ok Co Tech Ctr #23	904	1,005,645	696,981	8,514,090	10,216,716	410,000	410	38,115	39	448,115	229,132	19	9,539,469
Vo Tech Total		4,876,470	7,997,002	184,404,974	197,278,446	6,442,234	6,443	271,182	276	6,713,416	4,980,665	275	185,584,365
Deer Creek #6													
/ Francis Tuttle Tech Ctr #21	106	33,884	0	258,306	292,190	1,000	1	0	0	1,000	0	0	291,190
/ Francis Tuttle Tech Ctr #21	106FD2	2,785,229	3,594,772	56,762,304	63,142,305	943,000	943	8,000	8	951,000	226,623	8	61,964,682
Oklahoma City / Francis Tuttle Tech Ctr #21	206	10,580,403	5,719,413	170,752,341	187,052,157	2,127,000	2,127	14,000	14	2,141,000	557,580	24	184,353,577

School		TXD	Personal	Public Service	Real Estate	Total Valuation	Homestead	Count	Addr'l Hmstd	Count	Total Homestead	DAV Exemption	DAV Count	Net Valuation	
Edmond	/ Francis Tuttle Tech Ctr #21	606	23,686	203,471	11,554,354	11,781,511	206,000	206	0	0	206,000	39,095	2	11,536,416	
Vo Tech Total			13,423,202	9,517,656	239,327,305	262,268,163	3,277,000	3,277	22,000	22	3,299,000	823,298	34	258,145,865	
Harrah #7															
	/ Eastern Ok Co Tech Ctr #23	107	2,764,497	19,459,353	16,402,048	38,625,898	681,554	682	29,162	31	710,716	441,702	32	37,473,480	
	/ Eastern Ok Co Tech Ctr #23	107FD1	95,810	41,541	4,871,061	5,008,412	251,000	251	12,000	12	263,000	40,655	5	4,704,757	
	/ Eastern Ok Co Tech Ctr #23	107TF1D	0	0	853,020	853,020	6,000	6	0	0	6,000	0	0	847,020	
Oklahoma City	/ Eastern Ok Co Tech Ctr #23	207	25,015	257,039	3,548,845	3,830,899	135,000	135	1,000	1	136,000	90,174	6	3,604,725	
Harrah	/ Eastern Ok Co Tech Ctr #23	507	931,093	1,221,127	20,063,259	22,215,479	705,689	706	32,576	33	738,265	457,609	27	21,019,605	
Harrah	/ Eastern Ok Co Tech Ctr #23	507TF1D	10	0	298,070	298,080	7,000	7	0	0	7,000	0	0	291,080	
Vo Tech Total			3,816,425	20,979,060	46,036,303	70,831,788	1,786,243	1,787	74,738	77	1,860,981	1,030,140	70	67,940,667	
Jones #9															
	/ Eastern Ok Co Tech Ctr #23	109	1,493,651	609,048	4,365,485	6,468,184	126,000	126	6,000	6	132,000	17,355	1	6,318,829	
	/ Eastern Ok Co Tech Ctr #23	109FD1	11,207	28,613	1,327,123	1,366,943	62,000	62	0	0	62,000	23,772	3	1,281,171	
Oklahoma City	/ Eastern Ok Co Tech Ctr #23	209	830,018	1,047,173	10,639,287	12,516,478	409,680	410	23,258	24	432,938	94,788	7	11,988,752	
Choctaw	/ Eastern Ok Co Tech Ctr #23	309	33,772	125,705	1,738,294	1,897,771	85,000	85	10,000	10	95,000	65,428	4	1,737,343	
Jones	/ Eastern Ok Co Tech Ctr #23	509	571,908	672,880	10,658,843	11,903,631	461,781	462	46,999	47	508,780	142,458	11	11,252,393	
Edmond	/ Eastern Ok Co Tech Ctr #23	609	1,887	16,045	1,393,808	1,411,740	22,000	22	0	0	22,000	10,818	1	1,378,922	
Vo Tech Total			2,942,443	2,499,464	30,122,840	35,564,747	1,166,461	1,167	86,257	87	1,252,718	354,619	27	33,957,410	
Edmond #12															
	/ Francis Tuttle Tech Ctr #21	012	1,219,151	874,427	8,314,764	10,408,342	158,000	158	1,000	1	159,000	43,504	2	10,205,838	
	/ Francis Tuttle Tech Ctr #21	012FD2	26,293	337,516	4,385,830	4,749,639	84,000	84	0	0	84,000	57,171	2	4,608,468	
Oklahoma City	/ Francis Tuttle Tech Ctr #21	212	64,570,876	12,865,524	552,603,948	630,040,348	8,070,000	8,070	104,000	104	8,174,000	2,857,166	135	619,009,182	
Edmond	/ Francis Tuttle Tech Ctr #21	512	57,310,825	12,615,551	750,861,016	820,787,392	14,515,000	14,515	271,000	271	14,786,000	3,306,120	157	802,695,272	
Vo Tech Total			123,127,145	26,693,018	1,316,165,558	1,465,985,721	22,827,000	22,827	376,000	376	23,203,000	6,263,961	296	1,436,518,760	
Edmond #12 - I89															
	/ Francis Tuttle Tech Ctr #21	112	452,866	862,814	8,367,761	9,683,441	127,000	127	5,645	7	132,645	56,040	3	9,494,756	
Edmond	/ Francis Tuttle Tech Ctr #21	612	436,078	392,657	35,411,430	36,240,165	393,000	393	5,000	5	398,000	161,957	4	35,680,208	
Oklahoma City	/ Francis Tuttle Tech Ctr #21	712	28,560	0	2,102,950	2,131,510	51,000	51	1,000	1	52,000	37,802	1	2,041,708	
Vo Tech Total			917,504	1,255,471	45,882,141	48,055,116	571,000	571	11,645	13	582,645	255,799	8	47,216,672	
Oakdale #29															
	/ No Spec Dist	029	0	46,544	250,198	296,742	2,000	2	0	0	2,000	0	0	294,742	
Oklahoma City	/ No Spec Dist	229	8,504,810	1,454,916	68,290,747	78,250,473	636,000	636	0	0	636,000	205,942	8	77,408,531	
Vo Tech Total			8,504,810	1,501,460	68,540,945	78,547,215	638,000	638	0	0	638,000	205,942	8	77,703,273	
Millwood #37															
	/ Francis Tuttle Tech Ctr #21	037	13,737	47,910	76,098	137,745	0	0	0	0	0	0	0	137,745	
Oklahoma City	/ Francis Tuttle Tech Ctr #21	237	13,840,470	1,304,554	22,066,199	37,211,223	745,000	745	75,676	76	820,676	389,551	33	36,000,996	
Lake Aluma	/ Francis Tuttle Tech Ctr #21	637	66	1,006	2,513,162	2,514,234	29,000	29	0	0	29,000	0	0	2,485,234	

School	TXD	Personal	Public Service	Real Estate	Total Valuation	Homestead	Count	Add'l Hmstd	Count	Total Homestead	DAV Exemption	DAV Count	Net Valuation
Forest Park / Francis Tuttle Tech Ctr #21	837	455,569	25,911	1,037,771	1,519,251	29,000	29	0	0	29,000	0	0	1,490,251
Vo Tech Total		14,309,842	1,379,381	25,693,230	41,382,453	803,000	803	75,676	76	878,676	389,551	33	40,114,226
Western Heights #41													
/ Francis Tuttle Tech Ctr #21	041	0	0	2,006	2,006	0	0	0	0	0	0	0	2,006
/ Okc Community College	141	23,912	0	799,640	823,552	4,000	4	0	0	4,000	0	0	819,552
Oklahoma City / Okc Community College	341	116,354,607	17,179,637	90,467,197	224,001,441	1,165,503	1,166	95,000	96	1,260,503	152,195	19	222,588,743
Oklahoma City / Francis Tuttle Tech Ctr #21	541	34,830,255	3,512,862	46,820,264	85,163,381	588,000	588	44,000	44	632,000	66,987	7	84,464,394
Vo Tech Total		151,208,774	20,692,499	138,089,107	309,990,380	1,757,503	1,758	139,000	140	1,896,503	219,182	26	307,874,695
Mid-Del #52													
/ Rose State College	052	1,299,879	361,327	1,205,534	2,866,740	47,000	47	3,000	3	50,000	5,445	1	2,811,295
Oklahoma City / Rose State College	252	54,283,984	9,856,196	128,276,085	192,416,265	3,017,478	3,018	132,417	138	3,149,895	3,080,038	187	186,186,332
Midwest City / Rose State College	552	25,470,638	6,494,264	169,169,639	201,134,541	5,875,000	5,875	416,419	417	6,291,419	3,125,651	262	191,717,471
Midwest City / Rose State College	552TF1D	9,595,168	0	1,003,348	10,598,516	0	0	0	0	0	0	0	10,598,516
Del City / Rose State College	652	8,326,604	3,561,069	77,932,134	89,819,807	3,648,000	3,648	370,946	371	4,018,946	1,375,728	147	84,425,133
Smith Village / Rose State College	653	989	112,210	229,405	342,604	14,000	14	3,000	3	17,000	15,671	2	309,933
Forest Park / Rose State College	852	180,541	224,948	8,314,503	8,719,992	286,000	286	12,000	12	298,000	337,330	15	8,084,662
Vo Tech Total		99,157,803	20,610,014	386,130,648	505,898,465	12,887,478	12,888	937,782	944	13,825,260	7,939,863	614	484,133,342
Crooked Oak #53													
/ Metro Tech Ctr #22	053	109	0	0	109	0	0	0	0	0	0	0	109
Oklahoma City / Metro Tech Ctr #22	253	20,816,427	2,262,885	13,687,398	36,766,710	94,574	96	6,997	20	101,571	725	1	36,664,414
Oklahoma City / Okc Community College	353	7,863,788	6,315,232	5,529,477	19,708,497	166,000	166	24,426	35	190,426	11,323	3	19,506,748
Vo Tech Total		28,680,324	8,578,117	19,216,875	56,475,316	260,574	262	31,423	55	291,997	12,048	4	56,171,271
Crutcho #74													
/ No Spec Dist	074	269,622	373,588	686,699	1,329,909	22,000	22	2,000	2	24,000	17,848	1	1,288,061
Oklahoma City / No Spec Dist	274	390,579	157,295	205,799	753,673	1,000	1	0	0	1,000	0	0	752,673
Midwest City / Rose State College	674	617,277	2,143,702	4,511,493	7,272,472	116,113	119	6,000	7	122,113	14,480	2	7,135,879
Del City / Rose State College	774	5,886,137	259,274	168,706	6,314,117	0	0	0	0	0	0	0	6,314,117
Vo Tech Total		7,163,615	2,933,859	5,572,697	15,670,171	139,113	142	8,000	9	147,113	32,328	3	15,490,730
Bethany #88													
Bethany / Canadian Valley Tech Ctr. #6	588	800,248	703,732	12,477,996	13,981,976	374,000	374	51,000	51	425,000	62,077	5	13,494,899
Vo Tech Total		800,248	703,732	12,477,996	13,981,976	374,000	374	51,000	51	425,000	62,077	5	13,494,899
Oklahoma City #89													
/ Metro Tech Ctr #22	089	372,391	2,343,700	1,999,049	4,715,140	71,000	71	6,775	7	77,775	3,493	1	4,633,872
/ Okc Community College	189	2,108,672	130,408	1,692,723	3,931,803	0	0	0	0	0	0	0	3,931,803
Oklahoma City / Metro Tech Ctr #22	200	162,948,261	101,602,576	892,762,045	1,157,312,882	22,066,865	22,120	1,797,089	2,144	23,863,954	4,134,714	365	1,129,314,214
Oklahoma City / Metro Tech Ctr #22	200TF1D	19,836,859	0	16,251,138	36,087,997	1,000	1	0	0	1,000	0	0	36,086,997
Oklahoma City / Metro Tech Ctr #22	200TF2D	8,233,512	0	30,663,072	38,896,584	27,000	27	0	0	27,000	0	0	38,869,584

School	TXD	Personal	Public Service	Real Estate	Total Valuation	Homestead	Count	Addr'l Hmstd	Count	Total Homestead	DAV Exemption	DAV Count	Net Valuation
Oklahoma City / Metro Tech Ctr #22	200TF2I	31,181,596	0	80,022,189	111,203,785	55,000	55	3,000	3	58,000	0	0	111,145,785
Oklahoma City / Metro Tech Ctr #22	200TF4D	456	0	21,168	21,624	687	1	0	1	687	0	0	20,937
Oklahoma City / Metro Tech Ctr #22	200TF7D	31,858	0	502,764	534,622	41,029	42	3,111	8	44,140	3,807	2	486,675
Oklahoma City / Metro Tech Ctr #22	200TF8D	30,418,844	0	53,563,592	83,982,436	0	0	0	0	0	0	0	83,982,436
Oklahoma City / Okc Community College	300	105,112,632	34,106,193	302,333,864	441,552,689	10,593,200	10,610	1,577,439	1,749	12,170,639	1,378,402	194	428,003,648
Oklahoma City / Okc Community College	300TF4D	639,433	0	3,168,801	3,808,234	4,000	4	2,000	2	6,000	0	0	3,802,234
Oklahoma City / Okc Community College	300TF6D	0	0	457,359	457,359	31,000	31	0	0	31,000	0	0	426,359
Choctaw / Metro Tech Ctr #22	489	13,210	47,295	151,464	211,969	11,000	11	1,000	1	12,000	0	0	199,969
Nichols Hills / Metro Tech Ctr #22	500	1,655,979	1,212,225	118,937,793	121,805,997	1,060,000	1,060	12,000	12	1,072,000	340,217	7	120,393,780
Midwest City / Rose State College	589	2,355,137	1,865,522	30,520,241	34,740,900	1,278,485	1,279	160,168	162	1,438,653	527,060	67	32,775,187
The Village / Metro Tech Ctr #22	627	5,515,093	1,261,450	60,814,825	67,591,368	2,027,000	2,027	124,000	124	2,151,000	382,974	29	65,057,394
The Village / Metro Tech Ctr #22	627TF1D	211,781	0	2,964,618	3,176,399	15,000	15	1,000	1	16,000	0	0	3,160,399
Valley Brook / Okc Community College	700	325,557	81,641	1,532,525	1,939,723	90,978	91	18,817	24	109,795	3,836	1	1,826,092
Nicoma Park / Metro Tech Ctr #22	889	125,217	129,372	786,916	1,041,505	56,000	56	6,159	7	62,159	0	0	979,346
Del City / Rose State College	901	1,721,296	344,099	4,753,447	6,818,842	186,000	186	20,000	20	206,000	62,930	10	6,549,912
Spencer / Metro Tech Ctr #22	989	827,184	735,686	12,757,851	14,320,721	758,492	759	83,395	93	841,887	342,210	42	13,136,624
Vo Tech Total		373,634,968	143,860,167	1,616,657,444	2,134,152,579	38,373,736	38,446	3,815,953	4,358	42,189,689	7,179,643	718	2,084,783,247
McCloud J.D. #1													
/ Gordon Cooper Tech Ctr. #5	401	28,238	152,517	532,169	712,924	34,000	34	2,000	2	36,000	0	0	676,924
Oklahoma City / Gordon Cooper Tech Ctr. #5	411	114,828	971,539	6,277,167	7,363,534	244,000	244	9,942	11	253,942	81,207	5	7,028,385
Vo Tech Total		143,066	1,124,056	6,809,336	8,076,458	278,000	278	11,942	13	289,942	81,207	5	7,705,309
Moore J.D. #2													
Oklahoma City / Okc Community College	302	6,285,659	2,809,372	44,737,401	53,832,432	1,262,000	1,262	76,000	76	1,338,000	445,081	37	52,049,351
Oklahoma City / Moore Norman Tech Ctr #17	312	1,340,504	1,001,763	22,328,817	24,671,084	690,000	690	13,000	13	703,000	596,634	37	23,371,450
/ Okc Community College	402	0	0	465,021	465,021	1,000	1	0	0	1,000	0	0	464,021
/ Moore Norman Tech Ctr #17	412	0	0	4,512	4,512	0	0	0	0	0	0	0	4,512
Vo Tech Total		7,626,163	3,811,135	67,535,751	78,973,049	1,953,000	1,953	89,000	89	2,042,000	1,041,715	74	75,889,334
Piedmont J.D. #22													
Oklahoma City / Canadian Valley Tech Ctr. #6	222	183,402	1,046,827	26,728,384	27,958,613	673,000	673	7,000	7	680,000	467,281	21	26,811,332
/ Canadian Valley Tech Ctr. #6	322	0	0	108,242	108,242	1,000	1	0	0	1,000	0	0	107,242
/ Canadian Valley Tech Ctr. #6	322FD2	3,662	88,785	2,545,209	2,637,656	53,000	53	0	0	53,000	0	0	2,584,656
Vo Tech Total		187,064	1,135,612	29,381,835	30,704,511	727,000	727	7,000	7	734,000	467,281	21	29,503,230
Mustang J.D. #69													
Oklahoma City / Canadian Valley Tech Ctr. #6	269	146,698	554,249	14,487,017	15,187,964	415,000	415	10,000	10	425,000	106,558	4	14,656,406
/ Canadian Valley Tech Ctr. #6	369	0	244	70,126	70,370	0	0	0	0	0	0	0	70,370
Vo Tech Total		146,698	554,493	14,557,143	15,258,334	415,000	415	10,000	10	425,000	106,558	4	14,726,776

<i>School</i>	<i>TXD</i>	<i>Personal</i>	<i>Public Service</i>	<i>Real Estate</i>	<i>Total Valuation</i>	<i>Homestead</i>	<i>Count</i>	<i>Addr'l Hmstd</i>	<i>Count</i>	<i>Total Homestead</i>	<i>DAV Exemption</i>	<i>DAV Count</i>	<i>Net Valuation</i>
<i>Grand Total</i>		976,782,450	340,700,447	5,066,271,299	6,383,754,196	116,426,944	116,508	7,045,566	7,632	123,472,510	36,836,879	2,594	6,223,444,807



320 Robert S. Kerr, #313
Oklahoma City, Oklahoma 73102

2013 RealWare Homestead By Vo Tech

Vo Tech	TXD	Personal	Public Service	Real Estate	Total Valuation	Homestead	Count	Add'l Hmstd	Count	Total Homestead	Net Valuation
Gordon Cooper Tech Ctr. #5											
/ Gordon Cooper Tech Ctr. #5	401	28,238	152,517	532,169	712,924	34,000	34	2,000	2	36,000	676,924
Oklahoma City / Gordon Cooper Tech Ctr. #5	411	114,828	971,539	6,277,167	7,363,534	244,000	244	9,942	11	253,942	7,028,385
Vo Tech Total		143,066	1,124,056	6,809,336	8,076,458	278,000	278	11,942	13	289,942	7,705,309
Canadian Valley Tech Ctr. #6											
Oklahoma City / Canadian Valley Tech Ctr. #6	222	183,402	1,046,827	26,728,384	27,958,613	673,000	673	7,000	7	680,000	26,811,332
Oklahoma City / Canadian Valley Tech Ctr. #6	269	146,698	554,249	14,487,017	15,187,964	415,000	415	10,000	10	425,000	14,656,406
/ Canadian Valley Tech Ctr. #6	322	0	0	108,242	108,242	1,000	1	0	0	1,000	107,242
/ Canadian Valley Tech Ctr. #6	322FD2	3,662	88,785	2,545,209	2,637,656	53,000	53	0	0	53,000	2,584,656
/ Canadian Valley Tech Ctr. #6	369	0	244	70,126	70,370	0	0	0	0	0	70,370
Bethany / Canadian Valley Tech Ctr. #6	588	800,248	703,732	12,477,996	13,981,976	374,000	374	51,000	51	425,000	13,494,899
Vo Tech Total		1,134,010	2,393,837	56,416,974	59,944,821	1,516,000	1,516	68,000	68	1,584,000	57,724,905
Moore Norman Tech Ctr #17											
Oklahoma City / Moore Norman Tech Ctr #17	312	1,340,504	1,001,763	22,328,817	24,671,084	690,000	690	13,000	13	703,000	23,371,450
/ Moore Norman Tech Ctr #17	412	0	0	4,512	4,512	0	0	0	0	0	4,512
Vo Tech Total		1,340,504	1,001,763	22,333,329	24,675,596	690,000	690	13,000	13	703,000	23,375,962
Francis Tuttle Tech Ctr #21											
/ Francis Tuttle Tech Ctr #21	012	1,219,151	874,427	8,314,764	10,408,342	158,000	158	1,000	1	159,000	10,205,838
/ Francis Tuttle Tech Ctr #21	012FD2	26,293	337,516	4,385,830	4,749,639	84,000	84	0	0	84,000	4,608,468
/ Francis Tuttle Tech Ctr #21	037	13,737	47,910	76,098	137,745	0	0	0	0	0	137,745
/ Francis Tuttle Tech Ctr #21	041	0	0	2,006	2,006	0	0	0	0	0	2,006
/ Francis Tuttle Tech Ctr #21	101	23,860	528,768	362,728	915,356	0	0	0	0	0	915,356
/ Francis Tuttle Tech Ctr #21	106	33,884	0	258,306	292,190	1,000	1	0	0	1,000	291,190
/ Francis Tuttle Tech Ctr #21	106FD2	2,785,229	3,594,772	56,762,304	63,142,305	943,000	943	8,000	8	951,000	61,964,682
/ Francis Tuttle Tech Ctr #21	112	452,866	862,814	8,367,761	9,683,441	127,000	127	5,645	7	132,645	9,494,756
Oklahoma City / Francis Tuttle Tech Ctr #21	206	10,580,403	5,719,413	170,752,341	187,052,157	2,127,000	2,127	14,000	14	2,141,000	184,353,577
Oklahoma City / Francis Tuttle Tech Ctr #21	212	64,570,876	12,865,524	552,603,948	630,040,348	8,070,000	8,070	104,000	104	8,174,000	619,009,182
Oklahoma City / Francis Tuttle Tech Ctr #21	237	13,840,470	1,304,554	22,066,199	37,211,223	745,000	745	75,676	76	820,676	36,000,996
Oklahoma City / Francis Tuttle Tech Ctr #21	501	116,833,614	20,288,716	658,200,654	795,322,984	16,067,000	16,067	578,000	578	16,645,000	774,605,219
Oklahoma City / Francis Tuttle Tech Ctr #21	501TF4D	940,188	0	5,288,499	6,228,687	4,000	4	1,000	1	5,000	6,223,687
Edmond / Francis Tuttle Tech Ctr #21	512	57,310,825	12,615,551	750,861,016	820,787,392	14,515,000	14,515	271,000	271	14,786,000	802,695,272
Oklahoma City / Francis Tuttle Tech Ctr #21	541	34,830,255	3,512,862	46,820,264	85,163,381	588,000	588	44,000	44	632,000	84,464,394
Bethany / Francis Tuttle Tech Ctr #21	581	4,049,040	2,643,832	69,394,518	76,087,390	2,989,000	2,989	248,000	248	3,237,000	72,344,890

<i>Vo Tech</i>	<i>TXD</i>	<i>Personal</i>	<i>Public Service</i>	<i>Real Estate</i>	<i>Total Valuation</i>	<i>Homestead</i>	<i>Count</i>	<i>Add'l Hmstd</i>	<i>Count</i>	<i>Total Homestead</i>	<i>Net Valuation</i>
Warr Acres / Francis Tuttle Tech Ctr #21	601	10,962,553	1,483,282	51,251,189	63,697,024	1,764,000	1,764	140,000	140	1,904,000	61,358,038
Edmond / Francis Tuttle Tech Ctr #21	606	23,686	203,471	11,554,354	11,781,511	206,000	206	0	0	206,000	11,536,416
Edmond / Francis Tuttle Tech Ctr #21	612	436,078	392,657	35,411,430	36,240,165	393,000	393	5,000	5	398,000	35,680,208
Lake Aluma / Francis Tuttle Tech Ctr #21	637	66	1,006	2,513,162	2,514,234	29,000	29	0	0	29,000	2,485,234
Woodlawn Park / Francis Tuttle Tech Ctr #21	701	869,406	70,253	1,455,557	2,395,216	48,000	48	2,000	2	50,000	2,330,733
Oklahoma City / Francis Tuttle Tech Ctr #21	712	28,560	0	2,102,950	2,131,510	51,000	51	1,000	1	52,000	2,041,708
Forest Park / Francis Tuttle Tech Ctr #21	837	455,569	25,911	1,037,771	1,519,251	29,000	29	0	0	29,000	1,490,251
Vo Tech Total		320,286,609	67,373,239	2,459,843,649	2,847,503,497	48,938,000	48,938	1,498,321	1,500	50,436,321	2,784,239,846
Metro Tech Ctr #22											
/ Metro Tech Ctr #22	053	109	0	0	109	0	0	0	0	0	109
/ Metro Tech Ctr #22	089	372,391	2,343,700	1,999,049	4,715,140	71,000	71	6,775	7	77,775	4,633,872
Oklahoma City / Metro Tech Ctr #22	200	162,948,261	101,602,576	892,762,045	1,157,312,882	22,066,865	22,120	1,797,089	2,144	23,863,954	1,129,314,214
Oklahoma City / Metro Tech Ctr #22	200TF1D	19,836,859	0	16,251,138	36,087,997	1,000	1	0	0	1,000	36,086,997
Oklahoma City / Metro Tech Ctr #22	200TF2D	8,233,512	0	30,663,072	38,896,584	27,000	27	0	0	27,000	38,869,584
Oklahoma City / Metro Tech Ctr #22	200TF2I	31,181,596	0	80,022,189	111,203,785	55,000	55	3,000	3	58,000	111,145,785
Oklahoma City / Metro Tech Ctr #22	200TF4D	456	0	21,168	21,624	687	1	0	1	687	20,937
Oklahoma City / Metro Tech Ctr #22	200TF7D	31,858	0	502,764	534,622	41,029	42	3,111	8	44,140	486,675
Oklahoma City / Metro Tech Ctr #22	200TF8D	30,418,844	0	53,563,592	83,982,436	0	0	0	0	0	83,982,436
Oklahoma City / Metro Tech Ctr #22	253	20,816,427	2,262,885	13,687,398	36,766,710	94,574	96	6,997	20	101,571	36,664,414
Choctaw / Metro Tech Ctr #22	489	13,210	47,295	151,464	211,969	11,000	11	1,000	1	12,000	199,969
Nichols Hills / Metro Tech Ctr #22	500	1,655,979	1,212,225	118,937,793	121,805,997	1,060,000	1,060	12,000	12	1,072,000	120,393,780
The Village / Metro Tech Ctr #22	627	5,515,093	1,261,450	60,814,825	67,591,368	2,027,000	2,027	124,000	124	2,151,000	65,057,394
The Village / Metro Tech Ctr #22	627TF1D	211,781	0	2,964,618	3,176,399	15,000	15	1,000	1	16,000	3,160,399
Nicoma Park / Metro Tech Ctr #22	889	125,217	129,372	786,916	1,041,505	56,000	56	6,159	7	62,159	979,346
Spencer / Metro Tech Ctr #22	989	827,184	735,686	12,757,851	14,320,721	758,492	759	83,395	93	841,887	13,136,624
Vo Tech Total		282,188,777	109,595,189	1,285,885,882	1,677,669,848	26,284,647	26,341	2,044,526	2,421	28,329,173	1,644,132,535
Eastern Ok Co Tech Ctr #23											
/ Eastern Ok Co Tech Ctr #23	003	69,482	654,307	8,005,248	8,729,037	122,000	122	8,000	8	130,000	8,463,692
/ Eastern Ok Co Tech Ctr #23	103	701,721	1,020,724	7,929,083	9,651,528	266,486	267	13,319	14	279,805	9,333,084
/ Eastern Ok Co Tech Ctr #23	103FD1	81,707	57,538	2,220,904	2,360,149	118,000	118	6,000	6	124,000	2,193,754
/ Eastern Ok Co Tech Ctr #23	104	800,120	1,430,749	18,048,276	20,279,145	711,000	711	28,144	29	739,144	18,996,202
/ Eastern Ok Co Tech Ctr #23	107	2,764,497	19,459,353	16,402,048	38,625,898	681,554	682	29,162	31	710,716	37,473,480
/ Eastern Ok Co Tech Ctr #23	107FD1	95,810	41,541	4,871,061	5,008,412	251,000	251	12,000	12	263,000	4,704,757
/ Eastern Ok Co Tech Ctr #23	107TF1D	0	0	853,020	853,020	6,000	6	0	0	6,000	847,020
/ Eastern Ok Co Tech Ctr #23	109	1,493,651	609,048	4,365,485	6,468,184	126,000	126	6,000	6	132,000	6,318,829
/ Eastern Ok Co Tech Ctr #23	109FD1	11,207	28,613	1,327,123	1,366,943	62,000	62	0	0	62,000	1,281,171

<i>Vo Tech</i>	<i>TXD</i>	<i>Personal</i>	<i>Public Service</i>	<i>Real Estate</i>	<i>Total Valuation</i>	<i>Homestead</i>	<i>Count</i>	<i>Add'l Hmstd</i>	<i>Count</i>	<i>Total Homestead</i>	<i>Net Valuation</i>
Oklahoma City / Eastern Ok Co Tech Ctr #23	203	90,333	332,248	3,614,863	4,037,444	155,000	155	9,000	9	164,000	3,793,762
Oklahoma City / Eastern Ok Co Tech Ctr #23	204	564,598	1,075,418	22,780,287	24,420,303	679,000	679	22,557	23	701,557	23,091,835
Oklahoma City / Eastern Ok Co Tech Ctr #23	207	25,015	257,039	3,548,845	3,830,899	135,000	135	1,000	1	136,000	3,604,725
Oklahoma City / Eastern Ok Co Tech Ctr #23	209	830,018	1,047,173	10,639,287	12,516,478	409,680	410	23,258	24	432,938	11,988,752
Choctaw / Eastern Ok Co Tech Ctr #23	309	33,772	125,705	1,738,294	1,897,771	85,000	85	10,000	10	95,000	1,737,343
Edmond / Eastern Ok Co Tech Ctr #23	403	29,332	2,326,802	314,519	2,670,653	12,000	12	1,000	1	13,000	2,657,653
Luther / Eastern Ok Co Tech Ctr #23	503	1,452,849	35,461,300	4,695,697	41,609,846	191,116	192	20,649	22	211,765	41,330,874
Choctaw / Eastern Ok Co Tech Ctr #23	504	1,044,785	3,130,844	66,562,405	70,738,034	2,395,970	2,396	102,366	104	2,498,336	66,632,670
Choctaw / Eastern Ok Co Tech Ctr #23	504TF1D	1,032,228	0	2,816,671	3,848,899	19,000	19	2,000	2	21,000	3,827,899
Harrah / Eastern Ok Co Tech Ctr #23	507	931,093	1,221,127	20,063,259	22,215,479	705,689	706	32,576	33	738,265	21,019,605
Harrah / Eastern Ok Co Tech Ctr #23	507TF1D	10	0	298,070	298,080	7,000	7	0	0	7,000	291,080
Jones / Eastern Ok Co Tech Ctr #23	509	571,908	672,880	10,658,843	11,903,631	461,781	462	46,999	47	508,780	11,252,393
Edmond / Eastern Ok Co Tech Ctr #23	603	434	227	237,855	238,516	6,000	6	0	0	6,000	232,516
Edmond / Eastern Ok Co Tech Ctr #23	609	1,887	16,045	1,393,808	1,411,740	22,000	22	0	0	22,000	1,378,922
Luther / Eastern Ok Co Tech Ctr #23	703	11,367	6,254	697,857	715,478	8,000	8	0	0	8,000	707,478
Harrah / Eastern Ok Co Tech Ctr #23	704	63,839	332,323	6,366,710	6,762,872	275,264	276	11,000	12	286,264	6,250,711
Nicoma Park / Eastern Ok Co Tech Ctr #23	904	1,005,645	696,981	8,514,090	10,216,716	410,000	410	38,115	39	448,115	9,539,469
Vo Tech Total		13,707,308	70,004,239	228,963,608	312,675,155	8,321,540	8,325	423,145	433	8,744,685	298,949,676
Rose State College											
/ Rose State College	052	1,299,879	361,327	1,205,534	2,866,740	47,000	47	3,000	3	50,000	2,811,295
Oklahoma City / Rose State College	252	54,283,984	9,856,196	128,276,085	192,416,265	3,017,478	3,018	132,417	138	3,149,895	186,186,332
Midwest City / Rose State College	552	25,470,638	6,494,264	169,169,639	201,134,541	5,875,000	5,875	416,419	417	6,291,419	191,717,471
Midwest City / Rose State College	552TF1D	9,595,168	0	1,003,348	10,598,516	0	0	0	0	0	10,598,516
Midwest City / Rose State College	589	2,355,137	1,865,522	30,520,241	34,740,900	1,278,485	1,279	160,168	162	1,438,653	32,775,187
Midwest City / Rose State College	604	365,255	1,330,687	59,316,535	61,012,477	1,952,000	1,952	67,000	67	2,019,000	57,245,579
Del City / Rose State College	652	8,326,604	3,561,069	77,932,134	89,819,807	3,648,000	3,648	370,946	371	4,018,946	84,425,133
Smith Village / Rose State College	653	989	112,210	229,405	342,604	14,000	14	3,000	3	17,000	309,933
Midwest City / Rose State College	674	617,277	2,143,702	4,511,493	7,272,472	116,113	119	6,000	7	122,113	7,135,879
Del City / Rose State College	774	5,886,137	259,274	168,706	6,314,117	0	0	0	0	0	6,314,117
Forest Park / Rose State College	852	180,541	224,948	8,314,503	8,719,992	286,000	286	12,000	12	298,000	8,084,662
Del City / Rose State College	901	1,721,296	344,099	4,753,447	6,818,842	186,000	186	20,000	20	206,000	6,549,912
Vo Tech Total		110,102,905	26,553,298	485,401,070	622,057,273	16,420,076	16,424	1,190,950	1,200	17,611,026	594,154,016
Okc Community College											
/ Okc Community College	141	23,912	0	799,640	823,552	4,000	4	0	0	4,000	819,552
/ Okc Community College	189	2,108,672	130,408	1,692,723	3,931,803	0	0	0	0	0	3,931,803
Oklahoma City / Okc Community College	300	105,112,632	34,106,193	302,333,864	441,552,689	10,593,200	10,610	1,577,439	1,749	12,170,639	428,003,648

<i>Vo Tech</i>	<i>TXD</i>	<i>Personal</i>	<i>Public Service</i>	<i>Real Estate</i>	<i>Total Valuation</i>	<i>Homestead</i>	<i>Count</i>	<i>Add'l Hmstd</i>	<i>Count</i>	<i>Total Homestead</i>	<i>Net Valuation</i>
Oklahoma City / Okc Community College	300TF4D	639,433	0	3,168,801	3,808,234	4,000	4	2,000	2	6,000	3,802,234
Oklahoma City / Okc Community College	300TF6D	0	0	457,359	457,359	31,000	31	0	0	31,000	426,359
Oklahoma City / Okc Community College	302	6,285,659	2,809,372	44,737,401	53,832,432	1,262,000	1,262	76,000	76	1,338,000	52,049,351
Oklahoma City / Okc Community College	341	116,354,607	17,179,637	90,467,197	224,001,441	1,165,503	1,166	95,000	96	1,260,503	222,588,743
Oklahoma City / Okc Community College	353	7,863,788	6,315,232	5,529,477	19,708,497	166,000	166	24,426	35	190,426	19,506,748
/ Okc Community College	402	0	0	465,021	465,021	1,000	1	0	0	1,000	464,021
Valley Brook / Okc Community College	700	325,557	81,641	1,532,525	1,939,723	90,978	91	18,817	24	109,795	1,826,092
Vo Tech Total		238,714,260	60,622,483	451,184,008	750,520,751	13,317,681	13,335	1,793,682	1,982	15,111,363	733,418,551
No Spec Dist											
/ No Spec Dist	029	0	46,544	250,198	296,742	2,000	2	0	0	2,000	294,742
/ No Spec Dist	074	269,622	373,588	686,699	1,329,909	22,000	22	2,000	2	24,000	1,288,061
Oklahoma City / No Spec Dist	229	8,504,810	1,454,916	68,290,747	78,250,473	636,000	636	0	0	636,000	77,408,531
Oklahoma City / No Spec Dist	274	390,579	157,295	205,799	753,673	1,000	1	0	0	1,000	752,673
Vo Tech Total		9,165,011	2,032,343	69,433,443	80,630,797	661,000	661	2,000	2	663,000	79,744,007
Grand Total		976,782,450	340,700,447	5,066,271,299	6,383,754,196	116,426,944	116,508	7,045,566	7,632	123,472,510	6,223,444,807



320 Robert S. Kerr, #313
Oklahoma City, Oklahoma 73102

2013 RealWare Homestead By City

City	TXD	Personal	Public Service	Real Estate	Total Valuation	Homestead	Count	Add'l Hmstd	Count	Total Homestead	DAV Exemption	DAV Count	Net Valuation
Luther #3 - I89 / Eastern Ok Co Tech Ctr #23	003	69,482	654,307	8,005,248	8,729,037	122,000	122	8,000	8	130,000	135,345	6	8,463,692
Edmond #12 / Francis Tuttle Tech Ctr #21	012	1,219,151	874,427	8,314,764	10,408,342	158,000	158	1,000	1	159,000	43,504	2	10,205,838
Edmond #12 / Francis Tuttle Tech Ctr #21	012FD2	26,293	337,516	4,385,830	4,749,639	84,000	84	0	0	84,000	57,171	2	4,608,468
Oakdale #29 / No Spec Dist	029	0	46,544	250,198	296,742	2,000	2	0	0	2,000	0	0	294,742
Millwood #37 / Francis Tuttle Tech Ctr #21	037	13,737	47,910	76,098	137,745	0	0	0	0	0	0	0	137,745
Western Heights #41 / Francis Tuttle Tech Ctr #21	041	0	0	2,006	2,006	0	0	0	0	0	0	0	2,006
Mid-Del #52 / Rose State College	052	1,299,879	361,327	1,205,534	2,866,740	47,000	47	3,000	3	50,000	5,445	1	2,811,295
Crooked Oak #53 / Metro Tech Ctr #22	053	109	0	0	109	0	0	0	0	0	0	0	109
Crutcho #74 / No Spec Dist	074	269,622	373,588	686,699	1,329,909	22,000	22	2,000	2	24,000	17,848	1	1,288,061
Oklahoma City #89 / Metro Tech Ctr #22	089	372,391	2,343,700	1,999,049	4,715,140	71,000	71	6,775	7	77,775	3,493	1	4,633,872
Putnam City #1 / Francis Tuttle Tech Ctr #21	101	23,860	528,768	362,728	915,356	0	0	0	0	0	0	0	915,356
Luther #3 / Eastern Ok Co Tech Ctr #23	103	701,721	1,020,724	7,929,083	9,651,528	266,486	267	13,319	14	279,805	38,639	5	9,333,084
Luther #3 / Eastern Ok Co Tech Ctr #23	103FD1	81,707	57,538	2,220,904	2,360,149	118,000	118	6,000	6	124,000	42,395	4	2,193,754
Choctaw #4 / Eastern Ok Co Tech Ctr #23	104	800,120	1,430,749	18,048,276	20,279,145	711,000	711	28,144	29	739,144	543,799	32	18,996,202
Deer Creek #6 / Francis Tuttle Tech Ctr #21	106	33,884	0	258,306	292,190	1,000	1	0	0	1,000	0	0	291,190
Deer Creek #6 / Francis Tuttle Tech Ctr #21	106FD2	2,785,229	3,594,772	56,762,304	63,142,305	943,000	943	8,000	8	951,000	226,623	8	61,964,682
Harrah #7 / Eastern Ok Co Tech Ctr #23	107	2,764,497	19,459,353	16,402,048	38,625,898	681,554	682	29,162	31	710,716	441,702	32	37,473,480
Harrah #7 / Eastern Ok Co Tech Ctr #23	107FD1	95,810	41,541	4,871,061	5,008,412	251,000	251	12,000	12	263,000	40,655	5	4,704,757
Harrah #7 / Eastern Ok Co Tech Ctr #23	107TF1D	0	0	853,020	853,020	6,000	6	0	0	6,000	0	0	847,020
Jones #9 / Eastern Ok Co Tech Ctr #23	109	1,493,651	609,048	4,365,485	6,468,184	126,000	126	6,000	6	132,000	17,355	1	6,318,829
Jones #9 / Eastern Ok Co Tech Ctr #23	109FD1	11,207	28,613	1,327,123	1,366,943	62,000	62	0	0	62,000	23,772	3	1,281,171
Edmond #12 - I89 / Francis Tuttle Tech Ctr #21	112	452,866	862,814	8,367,761	9,683,441	127,000	127	5,645	7	132,645	56,040	3	9,494,756
Western Heights #41 / Okc Community College	141	23,912	0	799,640	823,552	4,000	4	0	0	4,000	0	0	819,552
Oklahoma City #89 / Okc Community College	189	2,108,672	130,408	1,692,723	3,931,803	0	0	0	0	0	0	0	3,931,803
Piedmont J.D. #22 / Canadian Valley Tech Ctr. #6	322	0	0	108,242	108,242	1,000	1	0	0	1,000	0	0	107,242
Piedmont J.D. #22 / Canadian Valley Tech Ctr. #6	322FD2	3,662	88,785	2,545,209	2,637,656	53,000	53	0	0	53,000	0	0	2,584,656
Mustang J.D. #69 / Canadian Valley Tech Ctr. #6	369	0	244	70,126	70,370	0	0	0	0	0	0	0	70,370
McLoud J.D. #1 / Gordon Cooper Tech Ctr. #5	401	28,238	152,517	532,169	712,924	34,000	34	2,000	2	36,000	0	0	676,924
Moore J.D. #2 / Okc Community College	402	0	0	465,021	465,021	1,000	1	0	0	1,000	0	0	464,021
Moore J.D. #2 / Moore Norman Tech Ctr #17	412	0	0	4,512	4,512	0	0	0	0	0	0	0	4,512
City Total		14,679,700	33,045,193	152,911,167	200,636,060	3,892,040	3,893	131,045	136	4,023,085	1,693,786	106	194,919,189

City	TXD	Personal	Public Service	Real Estate	Total Valuation	Homestead	Count	Addr'l Hmstd	Count	Total Homestead	DAV Exemption	DAV Count	Net Valuation
Bethany													
Putnam City #1 / Francis Tuttle Tech Ctr #21	581	4,049,040	2,643,832	69,394,518	76,087,390	2,989,000	2,989	248,000	248	3,237,000	505,500	46	72,344,890
Bethany #88 / Canadian Valley Tech Ctr. #6	588	800,248	703,732	12,477,996	13,981,976	374,000	374	51,000	51	425,000	62,077	5	13,494,899
City Total		4,849,288	3,347,564	81,872,514	90,069,366	3,363,000	3,363	299,000	299	3,662,000	567,577	51	85,839,789
Choctaw													
Jones #9 / Eastern Ok Co Tech Ctr #23	309	33,772	125,705	1,738,294	1,897,771	85,000	85	10,000	10	95,000	65,428	4	1,737,343
Oklahoma City #89 / Metro Tech Ctr #22	489	13,210	47,295	151,464	211,969	11,000	11	1,000	1	12,000	0	0	199,969
Choctaw #4 / Eastern Ok Co Tech Ctr #23	504	1,044,785	3,130,844	66,562,405	70,738,034	2,395,970	2,396	102,366	104	2,498,336	1,607,028	90	66,632,670
Choctaw #4 / Eastern Ok Co Tech Ctr #23	504TF1D	1,032,228	0	2,816,671	3,848,899	19,000	19	2,000	2	21,000	0	0	3,827,899
City Total		2,123,995	3,303,844	71,268,834	76,696,673	2,510,970	2,511	115,366	117	2,626,336	1,672,456	94	72,397,881
Del City													
Mid-Del #52 / Rose State College	652	8,326,604	3,561,069	77,932,134	89,819,807	3,648,000	3,648	370,946	371	4,018,946	1,375,728	147	84,425,133
Crutcho #74 / Rose State College	774	5,886,137	259,274	168,706	6,314,117	0	0	0	0	0	0	0	6,314,117
Oklahoma City #89 / Rose State College	901	1,721,296	344,099	4,753,447	6,818,842	186,000	186	20,000	20	206,000	62,930	10	6,549,912
City Total		15,934,037	4,164,442	82,854,287	102,952,766	3,834,000	3,834	390,946	391	4,224,946	1,438,658	157	97,289,162
Edmond													
Luther #3 - I89 / Eastern Ok Co Tech Ctr #23	403	29,332	2,326,802	314,519	2,670,653	12,000	12	1,000	1	13,000	0	0	2,657,653
Edmond #12 / Francis Tuttle Tech Ctr #21	512	57,310,825	12,615,551	750,861,016	820,787,392	14,515,000	14,515	271,000	271	14,786,000	3,306,120	157	802,695,272
Luther #3 / Eastern Ok Co Tech Ctr #23	603	434	227	237,855	238,516	6,000	6	0	0	6,000	0	0	232,516
Deer Creek #6 / Francis Tuttle Tech Ctr #21	606	23,686	203,471	11,554,354	11,781,511	206,000	206	0	0	206,000	39,095	2	11,536,416
Jones #9 / Eastern Ok Co Tech Ctr #23	609	1,887	16,045	1,393,808	1,411,740	22,000	22	0	0	22,000	10,818	1	1,378,922
Edmond #12 - I89 / Francis Tuttle Tech Ctr #21	612	436,078	392,657	35,411,430	36,240,165	393,000	393	5,000	5	398,000	161,957	4	35,680,208
City Total		57,802,242	15,554,753	799,772,982	873,129,977	15,154,000	15,154	277,000	277	15,431,000	3,517,990	164	854,180,987
Forest Park													
Millwood #37 / Francis Tuttle Tech Ctr #21	837	455,569	25,911	1,037,771	1,519,251	29,000	29	0	0	29,000	0	0	1,490,251
Mid-Del #52 / Rose State College	852	180,541	224,948	8,314,503	8,719,992	286,000	286	12,000	12	298,000	337,330	15	8,084,662
City Total		636,110	250,859	9,352,274	10,239,243	315,000	315	12,000	12	327,000	337,330	15	9,574,913
Harrah													
Harrah #7 / Eastern Ok Co Tech Ctr #23	507	931,093	1,221,127	20,063,259	22,215,479	705,689	706	32,576	33	738,265	457,609	27	21,019,605
Harrah #7 / Eastern Ok Co Tech Ctr #23	507TF1D	10	0	298,070	298,080	7,000	7	0	0	7,000	0	0	291,080
Choctaw #4 / Eastern Ok Co Tech Ctr #23	704	63,839	332,323	6,366,710	6,762,872	275,264	276	11,000	12	286,264	225,897	16	6,250,711
City Total		994,942	1,553,450	26,728,039	29,276,431	987,953	989	43,576	45	1,031,529	683,506	43	27,561,396
Jones													
Jones #9 / Eastern Ok Co Tech Ctr #23	509	571,908	672,880	10,658,843	11,903,631	461,781	462	46,999	47	508,780	142,458	11	11,252,393
City Total		571,908	672,880	10,658,843	11,903,631	461,781	462	46,999	47	508,780	142,458	11	11,252,393
Lake Aluma													
Millwood #37 / Francis Tuttle Tech Ctr #21	637	66	1,006	2,513,162	2,514,234	29,000	29	0	0	29,000	0	0	2,485,234

City	TXD	Personal	Public Service	Real Estate	Total Valuation	Homestead	Count	Addr'l Hmstd	Count	Total Homestead	DAV Exemption	DAV Count	Net Valuation
City Total		66	1,006	2,513,162	2,514,234	29,000	29	0	0	29,000	0	0	2,485,234
Luther													
Luther #3 / Eastern Ok Co Tech Ctr #23	503	1,452,849	35,461,300	4,695,697	41,609,846	191,116	192	20,649	22	211,765	67,207	6	41,330,874
Luther #3 - 189 / Eastern Ok Co Tech Ctr #23	703	11,367	6,254	697,857	715,478	8,000	8	0	0	8,000	0	0	707,478
City Total		1,464,216	35,467,554	5,393,554	42,325,324	199,116	200	20,649	22	219,765	67,207	6	42,038,352
Midwest City													
Mid-Del #52 / Rose State College	552	25,470,638	6,494,264	169,169,639	201,134,541	5,875,000	5,875	416,419	417	6,291,419	3,125,651	262	191,717,471
Mid-Del #52 / Rose State College	552TF1D	9,595,168	0	1,003,348	10,598,516	0	0	0	0	0	0	0	10,598,516
Oklahoma City #89 / Rose State College	589	2,355,137	1,865,522	30,520,241	34,740,900	1,278,485	1,279	160,168	162	1,438,653	527,060	67	32,775,187
Choctaw #4 / Rose State College	604	365,255	1,330,687	59,316,535	61,012,477	1,952,000	1,952	67,000	67	2,019,000	1,747,898	93	57,245,579
Crutcho #74 / Rose State College	674	617,277	2,143,702	4,511,493	7,272,472	116,113	119	6,000	7	122,113	14,480	2	7,135,879
City Total		38,403,475	11,834,175	264,521,256	314,758,906	9,221,598	9,225	649,587	653	9,871,185	5,415,089	424	299,472,632
Nichols Hills													
Oklahoma City #89 / Metro Tech Ctr #22	500	1,655,979	1,212,225	118,937,793	121,805,997	1,060,000	1,060	12,000	12	1,072,000	340,217	7	120,393,780
City Total		1,655,979	1,212,225	118,937,793	121,805,997	1,060,000	1,060	12,000	12	1,072,000	340,217	7	120,393,780
Nicoma Park													
Oklahoma City #89 / Metro Tech Ctr #22	889	125,217	129,372	786,916	1,041,505	56,000	56	6,159	7	62,159	0	0	979,346
Choctaw #4 / Eastern Ok Co Tech Ctr #23	904	1,005,645	696,981	8,514,090	10,216,716	410,000	410	38,115	39	448,115	229,132	19	9,539,469
City Total		1,130,862	826,353	9,301,006	11,258,221	466,000	466	44,274	46	510,274	229,132	19	10,518,815
Oklahoma City													
Oklahoma City #89 / Metro Tech Ctr #22	200	162,948,261	101,602,576	892,762,045	1,157,312,882	22,066,865	22,120	1,797,089	2,144	23,863,954	4,134,714	365	1,129,314,214
Oklahoma City #89 / Metro Tech Ctr #22	200TF1D	19,836,859	0	16,251,138	36,087,997	1,000	1	0	0	1,000	0	0	36,086,997
Oklahoma City #89 / Metro Tech Ctr #22	200TF2D	8,233,512	0	30,663,072	38,896,584	27,000	27	0	0	27,000	0	0	38,869,584
Oklahoma City #89 / Metro Tech Ctr #22	200TF2I	31,181,596	0	80,022,189	111,203,785	55,000	55	3,000	3	58,000	0	0	111,145,785
Oklahoma City #89 / Metro Tech Ctr #22	200TF4D	456	0	21,168	21,624	687	1	0	1	687	0	0	20,937
Oklahoma City #89 / Metro Tech Ctr #22	200TF7D	31,858	0	502,764	534,622	41,029	42	3,111	8	44,140	3,807	2	486,675
Oklahoma City #89 / Metro Tech Ctr #22	200TF8D	30,418,844	0	53,563,592	83,982,436	0	0	0	0	0	0	0	83,982,436
Luther #3 / Eastern Ok Co Tech Ctr #23	203	90,333	332,248	3,614,863	4,037,444	155,000	155	9,000	9	164,000	79,682	7	3,793,762
Choctaw #4 / Eastern Ok Co Tech Ctr #23	204	564,598	1,075,418	22,780,287	24,420,303	679,000	679	22,557	23	701,557	626,911	25	23,091,835
Deer Creek #6 / Francis Tuttle Tech Ctr #21	206	10,580,403	5,719,413	170,752,341	187,052,157	2,127,000	2,127	14,000	14	2,141,000	557,580	24	184,353,577
Harrah #7 / Eastern Ok Co Tech Ctr #23	207	25,015	257,039	3,548,845	3,830,899	135,000	135	1,000	1	136,000	90,174	6	3,604,725
Jones #9 / Eastern Ok Co Tech Ctr #23	209	830,018	1,047,173	10,639,287	12,516,478	409,680	410	23,258	24	432,938	94,788	7	11,988,752
Edmond #12 / Francis Tuttle Tech Ctr #21	212	64,570,876	12,865,524	552,603,948	630,040,348	8,070,000	8,070	104,000	104	8,174,000	2,857,166	135	619,009,182
Piedmont J.D. #22 / Canadian Valley Tech Ctr. #6	222	183,402	1,046,827	26,728,384	27,958,613	673,000	673	7,000	7	680,000	467,281	21	26,811,332
Oakdale #29 / No Spec Dist	229	8,504,810	1,454,916	68,290,747	78,250,473	636,000	636	0	0	636,000	205,942	8	77,408,531
Millwood #37 / Francis Tuttle Tech Ctr #21	237	13,840,470	1,304,554	22,066,199	37,211,223	745,000	745	75,676	76	820,676	389,551	33	36,000,996
Mid-Del #52 / Rose State College	252	54,283,984	9,856,196	128,276,085	192,416,265	3,017,478	3,018	132,417	138	3,149,895	3,080,038	187	186,186,332

City	TXD	Personal	Public Service	Real Estate	Total Valuation	Homestead	Count	Addr'l Hmstd	Count	Total Homestead	DAV Exemption	DAV Count	Net Valuation
Crooked Oak #53 / Metro Tech Ctr #22	253	20,816,427	2,262,885	13,687,398	36,766,710	94,574	96	6,997	20	101,571	725	1	36,664,414
Mustang J.D. #69 / Canadian Valley Tech Ctr. #6	269	146,698	554,249	14,487,017	15,187,964	415,000	415	10,000	10	425,000	106,558	4	14,656,406
Crutcho #74 / No Spec Dist	274	390,579	157,295	205,799	753,673	1,000	1	0	0	1,000	0	0	752,673
Oklahoma City #89 / Okc Community College	300	105,112,632	34,106,193	302,333,864	441,552,689	10,593,200	10,610	1,577,439	1,749	12,170,639	1,378,402	194	428,003,648
Oklahoma City #89 / Okc Community College	300TF4D	639,433	0	3,168,801	3,808,234	4,000	4	2,000	2	6,000	0	0	3,802,234
Oklahoma City #89 / Okc Community College	300TF6D	0	0	457,359	457,359	31,000	31	0	0	31,000	0	0	426,359
Moore J.D. #2 / Okc Community College	302	6,285,659	2,809,372	44,737,401	53,832,432	1,262,000	1,262	76,000	76	1,338,000	445,081	37	52,049,351
Moore J.D. #2 / Moore Norman Tech Ctr #17	312	1,340,504	1,001,763	22,328,817	24,671,084	690,000	690	13,000	13	703,000	596,634	37	23,371,450
Western Heights #41 / Okc Community College	341	116,354,607	17,179,637	90,467,197	224,001,441	1,165,503	1,166	95,000	96	1,260,503	152,195	19	222,588,743
Crooked Oak #53 / Okc Community College	353	7,863,788	6,315,232	5,529,477	19,708,497	166,000	166	24,426	35	190,426	11,323	3	19,506,748
McLoud J.D. #1 / Gordon Cooper Tech Ctr. #5	411	114,828	971,539	6,277,167	7,363,534	244,000	244	9,942	11	253,942	81,207	5	7,028,385
Putnam City #1 / Francis Tuttle Tech Ctr #21	501	116,833,614	20,288,716	658,200,654	795,322,984	16,067,000	16,067	578,000	578	16,645,000	4,072,765	261	774,605,219
Putnam City #1 / Francis Tuttle Tech Ctr #21	501TF4D	940,188	0	5,288,499	6,228,687	4,000	4	1,000	1	5,000	0	0	6,223,687
Western Heights #41 / Francis Tuttle Tech Ctr #21	541	34,830,255	3,512,862	46,820,264	85,163,381	588,000	588	44,000	44	632,000	66,987	7	84,464,394
Edmond #12 - I89 / Francis Tuttle Tech Ctr #21	712	28,560	0	2,102,950	2,131,510	51,000	51	1,000	1	52,000	37,802	1	2,041,708
City Total		817,823,067	225,721,627	3,299,179,618	4,342,724,312	70,215,016	70,289	4,630,912	5,188	74,845,928	19,537,313	1,389	4,248,341,071
Smith Village													
Mid-Del #52 / Rose State College	653	989	112,210	229,405	342,604	14,000	14	3,000	3	17,000	15,671	2	309,933
City Total		989	112,210	229,405	342,604	14,000	14	3,000	3	17,000	15,671	2	309,933
Spencer													
Oklahoma City #89 / Metro Tech Ctr #22	989	827,184	735,686	12,757,851	14,320,721	758,492	759	83,395	93	841,887	342,210	42	13,136,624
City Total		827,184	735,686	12,757,851	14,320,721	758,492	759	83,395	93	841,887	342,210	42	13,136,624
The Village													
Oklahoma City #89 / Metro Tech Ctr #22	627	5,515,093	1,261,450	60,814,825	67,591,368	2,027,000	2,027	124,000	124	2,151,000	382,974	29	65,057,394
Oklahoma City #89 / Metro Tech Ctr #22	627TF1D	211,781	0	2,964,618	3,176,399	15,000	15	1,000	1	16,000	0	0	3,160,399
City Total		5,726,874	1,261,450	63,779,443	70,767,767	2,042,000	2,042	125,000	125	2,167,000	382,974	29	68,217,793
Valley Brook													
Oklahoma City #89 / Okc Community College	700	325,557	81,641	1,532,525	1,939,723	90,978	91	18,817	24	109,795	3,836	1	1,826,092
City Total		325,557	81,641	1,532,525	1,939,723	90,978	91	18,817	24	109,795	3,836	1	1,826,092
Warr Acres													
Putnam City #1 / Francis Tuttle Tech Ctr #21	601	10,962,553	1,483,282	51,251,189	63,697,024	1,764,000	1,764	140,000	140	1,904,000	434,986	33	61,358,038
City Total		10,962,553	1,483,282	51,251,189	63,697,024	1,764,000	1,764	140,000	140	1,904,000	434,986	33	61,358,038
Woodlawn Park													
Putnam City #1 / Francis Tuttle Tech Ctr #21	701	869,406	70,253	1,455,557	2,395,216	48,000	48	2,000	2	50,000	14,483	1	2,330,733
City Total		869,406	70,253	1,455,557	2,395,216	48,000	48	2,000	2	50,000	14,483	1	2,330,733

<i>City</i>	<i>TXD</i>	<i>Personal</i>	<i>Public Service</i>	<i>Real Estate</i>	<i>Total Valuation</i>	<i>Homestead</i>	<i>Count</i>	<i>Addr'l Hmstd</i>	<i>Count</i>	<i>Total Homestead</i>	<i>DAV Exemption</i>	<i>DAV Count</i>	<i>Net Valuation</i>
<i>Grand Total</i>		976,782,450	340,700,447	5,066,271,299	6,383,754,196	116,426,944	116,508	7,045,566	7,632	123,472,510	36,836,879	2,594	6,223,444,807



2013 RealWare Homestead By Tax District

TXD	Personal	Public Service	Real Estate	Total Valuation	Homestead	Count	Add'l Hmstd	Count	Total Homestead	DAV Exemption	DAV Count	Net Valuation
003	69,482	654,307	8,005,248	8,729,037	122,000	122	8,000	8	130,000	135,345	6	8,463,692
012	1,219,151	874,427	8,314,764	10,408,342	158,000	158	1,000	1	159,000	43,504	2	10,205,838
012FD2	26,293	337,516	4,385,830	4,749,639	84,000	84	0	0	84,000	57,171	2	4,608,468
029	0	46,544	250,198	296,742	2,000	2	0	0	2,000	0	0	294,742
037	13,737	47,910	76,098	137,745	0	0	0	0	0	0	0	137,745
041	0	0	2,006	2,006	0	0	0	0	0	0	0	2,006
052	1,299,879	361,327	1,205,534	2,866,740	47,000	47	3,000	3	50,000	5,445	1	2,811,295
053	109	0	0	109	0	0	0	0	0	0	0	109
074	269,622	373,588	686,699	1,329,909	22,000	22	2,000	2	24,000	17,848	1	1,288,061
089	372,391	2,343,700	1,999,049	4,715,140	71,000	71	6,775	7	77,775	3,493	1	4,633,872
101	23,860	528,768	362,728	915,356	0	0	0	0	0	0	0	915,356
103	701,721	1,020,724	7,929,083	9,651,528	266,486	267	13,319	14	279,805	38,639	5	9,333,084
103FD1	81,707	57,538	2,220,904	2,360,149	118,000	118	6,000	6	124,000	42,395	4	2,193,754
104	800,120	1,430,749	18,048,276	20,279,145	711,000	711	28,144	29	739,144	543,799	32	18,996,202
106	33,884	0	258,306	292,190	1,000	1	0	0	1,000	0	0	291,190
106FD2	2,785,229	3,594,772	56,762,304	63,142,305	943,000	943	8,000	8	951,000	226,623	8	61,964,682
107	2,764,497	19,459,353	16,402,048	38,625,898	681,554	682	29,162	31	710,716	441,702	32	37,473,480
107FD1	95,810	41,541	4,871,061	5,008,412	251,000	251	12,000	12	263,000	40,655	5	4,704,757
107TF1D	0	0	853,020	853,020	6,000	6	0	0	6,000	0	0	847,020
109	1,493,651	609,048	4,365,485	6,468,184	126,000	126	6,000	6	132,000	17,355	1	6,318,829
109FD1	11,207	28,613	1,327,123	1,366,943	62,000	62	0	0	62,000	23,772	3	1,281,171
112	452,866	862,814	8,367,761	9,683,441	127,000	127	5,645	7	132,645	56,040	3	9,494,756
141	23,912	0	799,640	823,552	4,000	4	0	0	4,000	0	0	819,552
189	2,108,672	130,408	1,692,723	3,931,803	0	0	0	0	0	0	0	3,931,803
200	162,948,261	101,602,576	892,762,045	1,157,312,882	22,066,865	22,120	1,797,089	2,144	23,863,954	4,134,714	365	1,129,314,214
200TF1D	19,836,859	0	16,251,138	36,087,997	1,000	1	0	0	1,000	0	0	36,086,997
200TF2D	8,233,512	0	30,663,072	38,896,584	27,000	27	0	0	27,000	0	0	38,869,584
200TF2I	31,181,596	0	80,022,189	111,203,785	55,000	55	3,000	3	58,000	0	0	111,145,785
200TF4D	456	0	21,168	21,624	687	1	0	1	687	0	0	20,937
200TF7D	31,858	0	502,764	534,622	41,029	42	3,111	8	44,140	3,807	2	486,675
200TF8D	30,418,844	0	53,563,592	83,982,436	0	0	0	0	0	0	0	83,982,436
203	90,333	332,248	3,614,863	4,037,444	155,000	155	9,000	9	164,000	79,682	7	3,793,762

<i>TXD</i>	<i>Personal</i>	<i>Public Service</i>	<i>Real Estate</i>	<i>Total Valuation</i>	<i>Homestead</i>	<i>Count</i>	<i>Add'l Hmstd</i>	<i>Count</i>	<i>Total Homestead</i>	<i>DAV Exemption</i>	<i>DAV Count</i>	<i>Net Valuation</i>
204	564,598	1,075,418	22,780,287	24,420,303	679,000	679	22,557	23	701,557	626,911	25	23,091,835
206	10,580,403	5,719,413	170,752,341	187,052,157	2,127,000	2,127	14,000	14	2,141,000	557,580	24	184,353,577
207	25,015	257,039	3,548,845	3,830,899	135,000	135	1,000	1	136,000	90,174	6	3,604,725
209	830,018	1,047,173	10,639,287	12,516,478	409,680	410	23,258	24	432,938	94,788	7	11,988,752
212	64,570,876	12,865,524	552,603,948	630,040,348	8,070,000	8,070	104,000	104	8,174,000	2,857,166	135	619,009,182
222	183,402	1,046,827	26,728,384	27,958,613	673,000	673	7,000	7	680,000	467,281	21	26,811,332
229	8,504,810	1,454,916	68,290,747	78,250,473	636,000	636	0	0	636,000	205,942	8	77,408,531
237	13,840,470	1,304,554	22,066,199	37,211,223	745,000	745	75,676	76	820,676	389,551	33	36,000,996
252	54,283,984	9,856,196	128,276,085	192,416,265	3,017,478	3,018	132,417	138	3,149,895	3,080,038	187	186,186,332
253	20,816,427	2,262,885	13,687,398	36,766,710	94,574	96	6,997	20	101,571	725	1	36,664,414
269	146,698	554,249	14,487,017	15,187,964	415,000	415	10,000	10	425,000	106,558	4	14,656,406
274	390,579	157,295	205,799	753,673	1,000	1	0	0	1,000	0	0	752,673
300	105,112,632	34,106,193	302,333,864	441,552,689	10,593,200	10,610	1,577,439	1,749	12,170,639	1,378,402	194	428,003,648
300TF4D	639,433	0	3,168,801	3,808,234	4,000	4	2,000	2	6,000	0	0	3,802,234
300TF6D	0	0	457,359	457,359	31,000	31	0	0	31,000	0	0	426,359
302	6,285,659	2,809,372	44,737,401	53,832,432	1,262,000	1,262	76,000	76	1,338,000	445,081	37	52,049,351
309	33,772	125,705	1,738,294	1,897,771	85,000	85	10,000	10	95,000	65,428	4	1,737,343
312	1,340,504	1,001,763	22,328,817	24,671,084	690,000	690	13,000	13	703,000	596,634	37	23,371,450
322	0	0	108,242	108,242	1,000	1	0	0	1,000	0	0	107,242
322FD2	3,662	88,785	2,545,209	2,637,656	53,000	53	0	0	53,000	0	0	2,584,656
341	116,354,607	17,179,637	90,467,197	224,001,441	1,165,503	1,166	95,000	96	1,260,503	152,195	19	222,588,743
353	7,863,788	6,315,232	5,529,477	19,708,497	166,000	166	24,426	35	190,426	11,323	3	19,506,748
369	0	244	70,126	70,370	0	0	0	0	0	0	0	70,370
401	28,238	152,517	532,169	712,924	34,000	34	2,000	2	36,000	0	0	676,924
402	0	0	465,021	465,021	1,000	1	0	0	1,000	0	0	464,021
403	29,332	2,326,802	314,519	2,670,653	12,000	12	1,000	1	13,000	0	0	2,657,653
411	114,828	971,539	6,277,167	7,363,534	244,000	244	9,942	11	253,942	81,207	5	7,028,385
412	0	0	4,512	4,512	0	0	0	0	0	0	0	4,512
489	13,210	47,295	151,464	211,969	11,000	11	1,000	1	12,000	0	0	199,969
500	1,655,979	1,212,225	118,937,793	121,805,997	1,060,000	1,060	12,000	12	1,072,000	340,217	7	120,393,780
501	116,833,614	20,288,716	658,200,654	795,322,984	16,067,000	16,067	578,000	578	16,645,000	4,072,765	261	774,605,219
501TF4D	940,188	0	5,288,499	6,228,687	4,000	4	1,000	1	5,000	0	0	6,223,687
503	1,452,849	35,461,300	4,695,697	41,609,846	191,116	192	20,649	22	211,765	67,207	6	41,330,874
504	1,044,785	3,130,844	66,562,405	70,738,034	2,395,970	2,396	102,366	104	2,498,336	1,607,028	90	66,632,670
504TF1D	1,032,228	0	2,816,671	3,848,899	19,000	19	2,000	2	21,000	0	0	3,827,899
507	931,093	1,221,127	20,063,259	22,215,479	705,689	706	32,576	33	738,265	457,609	27	21,019,605

<i>TXD</i>	<i>Personal</i>	<i>Public Service</i>	<i>Real Estate</i>	<i>Total Valuation</i>	<i>Homestead</i>	<i>Count</i>	<i>Addr'l Hmstd</i>	<i>Count</i>	<i>Total Homestead</i>	<i>DAV Exemption</i>	<i>DAV Count</i>	<i>Net Valuation</i>
507TF1D	10	0	298,070	298,080	7,000	7	0	0	7,000	0	0	291,080
509	571,908	672,880	10,658,843	11,903,631	461,781	462	46,999	47	508,780	142,458	11	11,252,393
512	57,310,825	12,615,551	750,861,016	820,787,392	14,515,000	14,515	271,000	271	14,786,000	3,306,120	157	802,695,272
541	34,830,255	3,512,862	46,820,264	85,163,381	588,000	588	44,000	44	632,000	66,987	7	84,464,394
552	25,470,638	6,494,264	169,169,639	201,134,541	5,875,000	5,875	416,419	417	6,291,419	3,125,651	262	191,717,471
552TF1D	9,595,168	0	1,003,348	10,598,516	0	0	0	0	0	0	0	10,598,516
581	4,049,040	2,643,832	69,394,518	76,087,390	2,989,000	2,989	248,000	248	3,237,000	505,500	46	72,344,890
588	800,248	703,732	12,477,996	13,981,976	374,000	374	51,000	51	425,000	62,077	5	13,494,899
589	2,355,137	1,865,522	30,520,241	34,740,900	1,278,485	1,279	160,168	162	1,438,653	527,060	67	32,775,187
601	10,962,553	1,483,282	51,251,189	63,697,024	1,764,000	1,764	140,000	140	1,904,000	434,986	33	61,358,038
603	434	227	237,855	238,516	6,000	6	0	0	6,000	0	0	232,516
604	365,255	1,330,687	59,316,535	61,012,477	1,952,000	1,952	67,000	67	2,019,000	1,747,898	93	57,245,579
606	23,686	203,471	11,554,354	11,781,511	206,000	206	0	0	206,000	39,095	2	11,536,416
609	1,887	16,045	1,393,808	1,411,740	22,000	22	0	0	22,000	10,818	1	1,378,922
612	436,078	392,657	35,411,430	36,240,165	393,000	393	5,000	5	398,000	161,957	4	35,680,208
627	5,515,093	1,261,450	60,814,825	67,591,368	2,027,000	2,027	124,000	124	2,151,000	382,974	29	65,057,394
627TF1D	211,781	0	2,964,618	3,176,399	15,000	15	1,000	1	16,000	0	0	3,160,399
637	66	1,006	2,513,162	2,514,234	29,000	29	0	0	29,000	0	0	2,485,234
652	8,326,604	3,561,069	77,932,134	89,819,807	3,648,000	3,648	370,946	371	4,018,946	1,375,728	147	84,425,133
653	989	112,210	229,405	342,604	14,000	14	3,000	3	17,000	15,671	2	309,933
674	617,277	2,143,702	4,511,493	7,272,472	116,113	119	6,000	7	122,113	14,480	2	7,135,879
700	325,557	81,641	1,532,525	1,939,723	90,978	91	18,817	24	109,795	3,836	1	1,826,092
701	869,406	70,253	1,455,557	2,395,216	48,000	48	2,000	2	50,000	14,483	1	2,330,733
703	11,367	6,254	697,857	715,478	8,000	8	0	0	8,000	0	0	707,478
704	63,839	332,323	6,366,710	6,762,872	275,264	276	11,000	12	286,264	225,897	16	6,250,711
712	28,560	0	2,102,950	2,131,510	51,000	51	1,000	1	52,000	37,802	1	2,041,708
774	5,886,137	259,274	168,706	6,314,117	0	0	0	0	0	0	0	6,314,117
837	455,569	25,911	1,037,771	1,519,251	29,000	29	0	0	29,000	0	0	1,490,251
852	180,541	224,948	8,314,503	8,719,992	286,000	286	12,000	12	298,000	337,330	15	8,084,662
889	125,217	129,372	786,916	1,041,505	56,000	56	6,159	7	62,159	0	0	979,346
901	1,721,296	344,099	4,753,447	6,818,842	186,000	186	20,000	20	206,000	62,930	10	6,549,912
904	1,005,645	696,981	8,514,090	10,216,716	410,000	410	38,115	39	448,115	229,132	19	9,539,469
989	827,184	735,686	12,757,851	14,320,721	758,492	759	83,395	93	841,887	342,210	42	13,136,624

<i>TXD</i>	<i>Personal</i>	<i>Public Service</i>	<i>Real Estate</i>	<i>Total Valuation</i>	<i>Homestead</i>	<i>Count</i>	<i>Addr'l Hmstd</i>	<i>Count</i>	<i>Total Homestead</i>	<i>DAV Exemption</i>	<i>DAV Count</i>	<i>Net Valuation</i>
<i>Grand Total</i>	976,782,450	340,700,447	5,066,271,299	6,383,754,196	116,426,944	116,508	7,045,566	7,632	123,472,510	36,836,879	2,594	6,223,444,807